



**Complete Line of
Moulding
Patterns**



**KLUMB LUMBER &
FOREST PRODUCTS, INC.**
LOXLEY, ALABAMA

Quality Products - Competitive Prices
Professional and Dependable Service For Over Seventy Years



Clear & Finger Joint Moulding – Pieces Per Bundle** List

CLEAR MOULDING LIST

PATTERN #	PIECES per BUNDLE**	On Page	PATTERN #	PIECES per BUNDLE**	On Page	PATTERN #	PIECES per BUNDLE**	On Page
# 46	6	1	# 240	6	2	# 905	30	3
# 47	8	1	# 249	20	3	# 907	30	3
# 49	8	1	# 266	30	3	# 935	30	3
# 52	12	1	# 272	20	7	# 937	30	3
# 60	20	1	# 281	25	7	# 941	30	3
# 75	20	1	# 289	10	7	# 988	40	7
# 85	20	1	# 324	12	4	# 995	50	3
# 100	40	1 + 6	# 327	12	4	# 1021	6	3
# 103	20	2	# 356	12	4	# 1201	30	2
# 106	40	2 + 6	# 366	12	4	# 1207	30	2
# 108	50	2	# 390	12	6	# 1215	25	6
# 129	50	2 + 6	# 444/443	8	5	# 1217	20	6
# 142	50	2	# 618	8	5	# 1218	12	6
# 163	25	2	# 623	10	5	# 1219	25	6
# 180	8	2	# 713	10	5	# 3180	6	4
# 205	20	2	# 817	30	3	# 5180	6	5
# 206	40	2	# 877	30	3			
# 233	12	2	# 881	50	3			

PRIMED FINGER JOINT MOULDING LIST

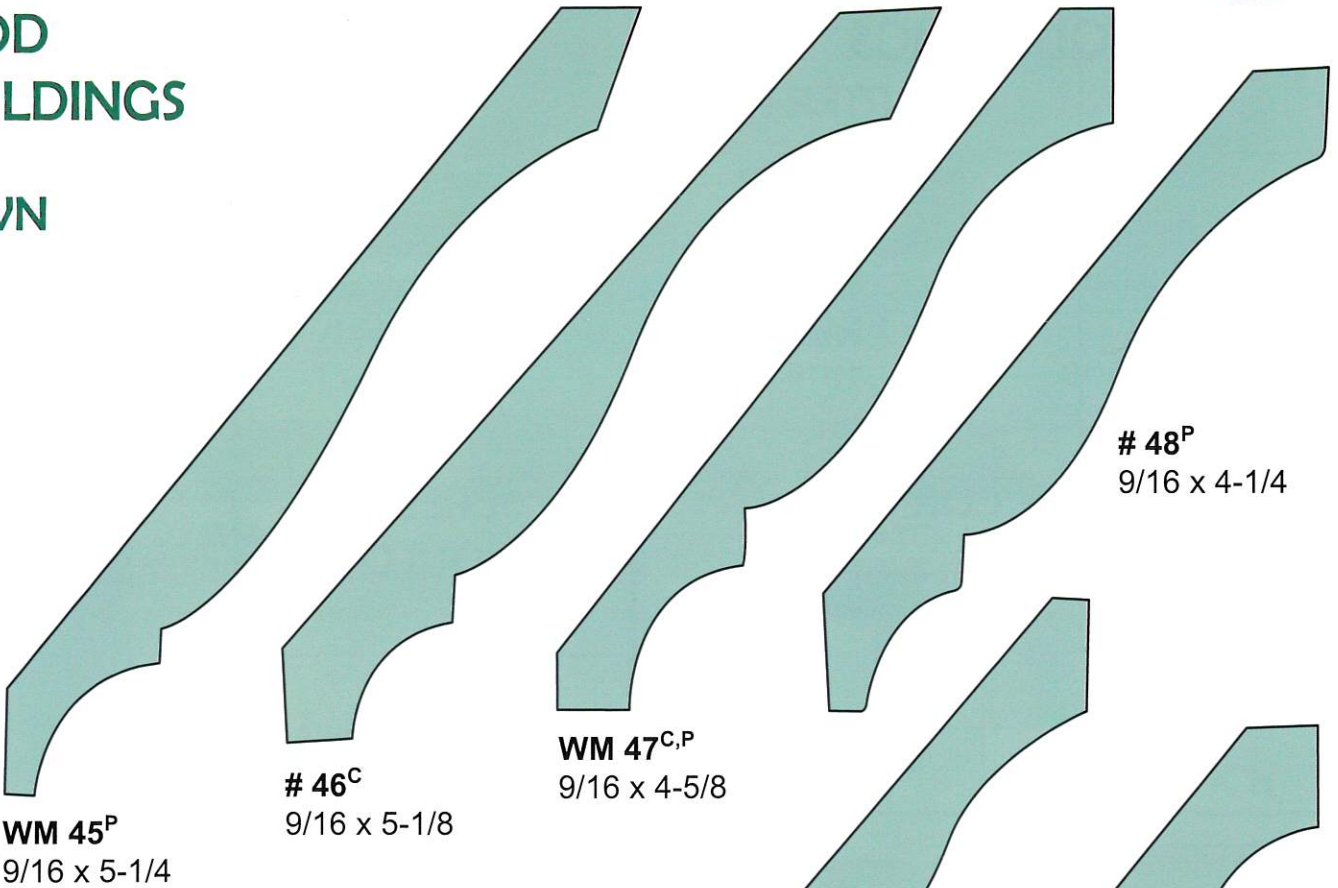
PATTERN #	PIECES per BUNDLE**	On Page	PATTERN #	PIECES per BUNDLE**	On Page	PATTERN #	PIECES per BUNDLE**	On Page
# 45 FJ	8	1	# 327 FJ	12	4	# 3180 FJ	8	4 + 7
# 47 FJ	8	1	# 351 FJ	10	4	# 5180 FJ	8	5
# 48 FJ	8	1	# 356 FJ	12	4 + 7	# 7180 FJ	6	5
# 49 FJ	10	1	# 366 FJ	12	4	# 5 BASE FJ (New Orleans)	10	5
# 52 FJ	12	1	# 395N FJ	6	6	# 5 DLXCO FJ	1	1
# 54 FJ	8	1	# 444/443 FJ	10	5	# DOORSTOOL FJ	30	3
# 75 FJ	20	1	# 445 FJ	10	4	# FLAT JAMBS FJ	1	4
# 100 FJ	40	1	# 504 FJ	6	6	# FLATJAMBSTK FJ	1	2
# 106 FJ	40	2	# 618 FJ	8	5	# BARNETT BACK BAND FJ	12	7
# 129 FJ	50	2	# 620 FJ	8	5	# BARNETT BACK BAND		
# 163 FJ	25	2	# 623 FJ	10	5	DELUXE FJ	12	7
# 180 FJ	8	2	# 713 FJ	10	5	# PURVIS CASING FJ	6	4
# 249 FJ	12	2	# 849 FJ	8	1	# RB3 FJ	6	4
# 266 FJ	30	3	# 887 FJ	30	3	# RB312 FJ (BIG HOWE)	6	4
# 297 FJ	8	6	# 1021 FJ	6	3	# SPLIT JAMBS FJ	1	4
# 324 FJ	12	4	# 1024 FJ	1	3			

** (Approximate Pieces per Bundle)



**WOOD
MOULDINGS**

CROWN

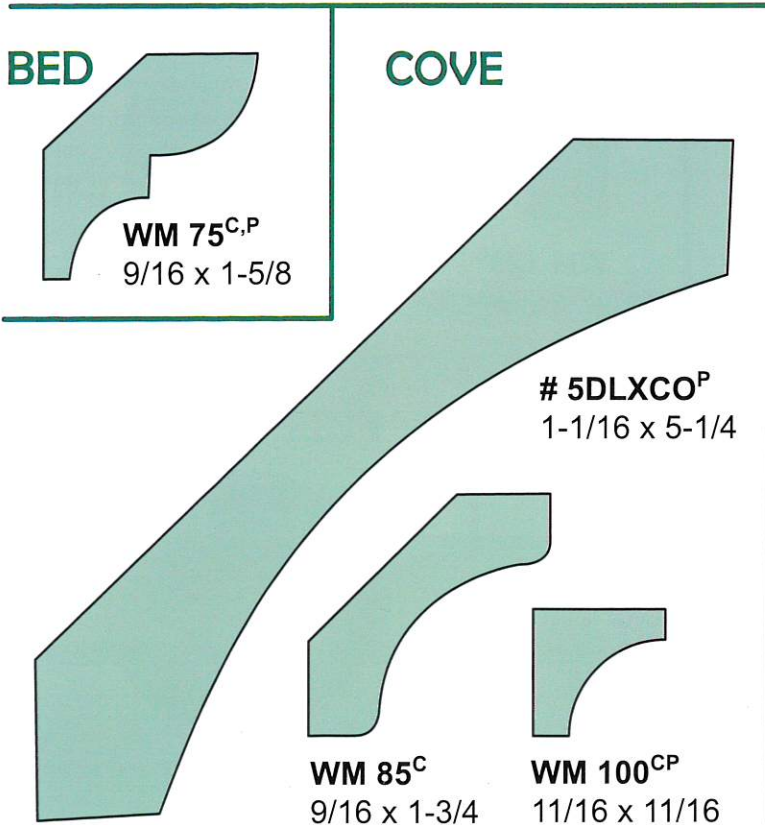


WM 45^P
9/16 x 5-1/4

46^C
9/16 x 5-1/8

WM 47^{C,P}
9/16 x 4-5/8

48^P
9/16 x 4-1/4



BED

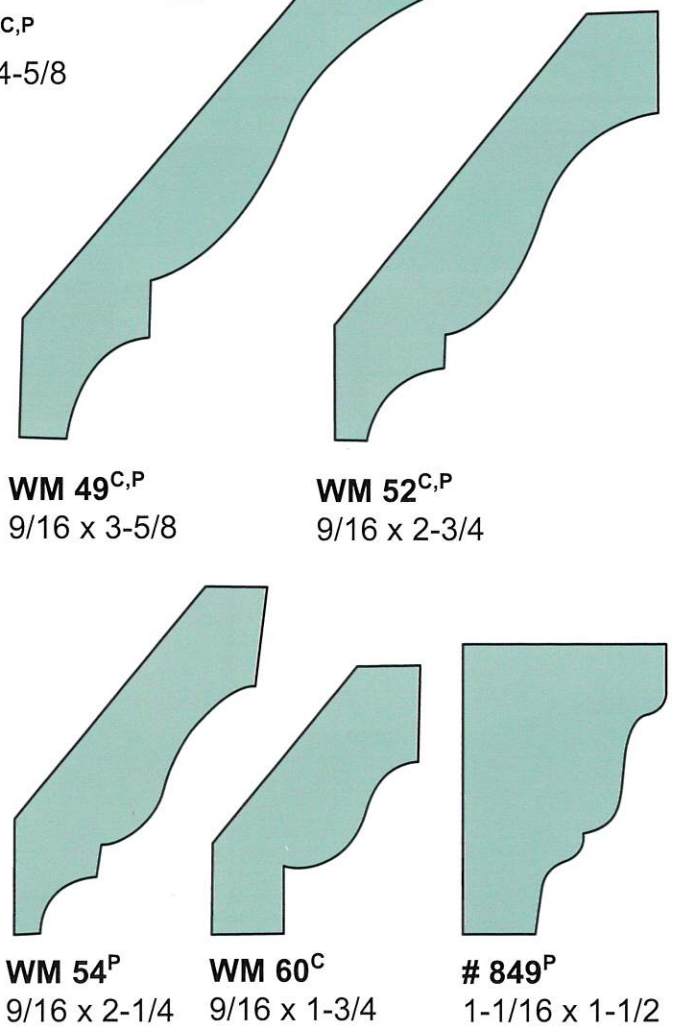
COVE

WM 75^{C,P}
9/16 x 1-5/8

5DLXCO^P
1-1/16 x 5-1/4

WM 85^C
9/16 x 1-3/4

WM 100^{CP}
11/16 x 11/16



WM 49^{C,P}
9/16 x 3-5/8

WM 52^{C,P}
9/16 x 2-3/4

WM 54^P
9/16 x 2-1/4

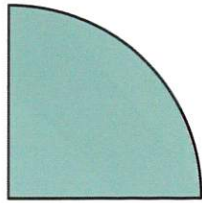
WM 60^C
9/16 x 1-3/4

849^P
1-1/16 x 1-1/2

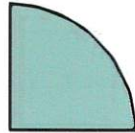


WOOD MOULDINGS

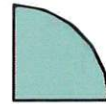
QUARTER ROUND



WM 103^C
1-1/16 x 1-1/16




WM 106^{C,P}
11/16 x 11/16




WM 108^C
1/2 x 1/2

FLAT JAMB STOCK

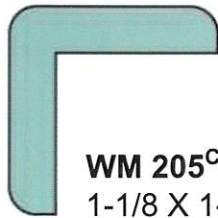


FLATJAMBSTK^P
11/16 x 4-9/16 x 17'

OUTSIDE CORNER



WM 206^C
11/16 X 11/16



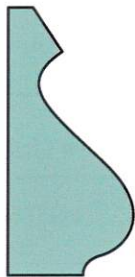
WM 205^C
1-1/8 X 1-1/8

SCREEN MOULD




WM 142^C
1/4 X 3/4

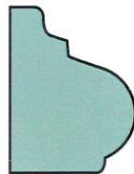
BASE CAP



WM 163^{C,P}
11/16 X 1-3/8



WM 1201^C
11/16 X 1-1/4



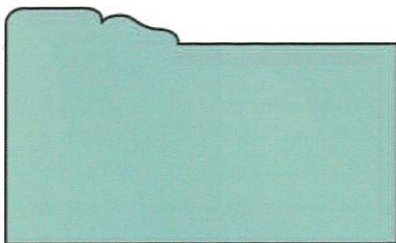
WM 1207^C
11/16 X 7/8

SHOE MOULD




WM 129^{C,P}
7/16 X 11/16

BRICK MOULD




WM 180^{C,P}
1-1/4 x 2 x 17'

HANDRAIL



WM 240^C
1-1/4 X 2-1/4

FULL ROUND




WM 233^C
1-5/16



WOOD MOULDINGS

DOOR STOP



WM 817^C
7/16 X 1-1/4



WM 877^C
7/16 X 1-1/4



887^P
3/8 x 1-1/4 x 17'



WM 905^C
7/16 X 1-5/8



WM 907^C
7/16 X 1-1/4



WM 935^C
7/16 X 1-5/8




WM 937^C
7/16 X 1-1/4

WINDOW STOP



WM 881^C
7/16 X 3/4



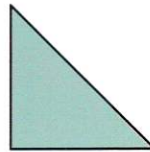
WM 941^C
7/16 X 3/4

LATTICE




WM 266^{C,P}
1/4 X 1-1/2

CHAMFER STRIP




WM 995^C
3/4 X 3/4

DOOR STOOL




DOORSTOOL^P
1/2 X 1-1/4

SCREEN/ S4S STOCK




WM 249^{C,P}
11/16 X 1-1/2

WINDOW STOOL



WM 1021^{C,P}
11/16 X 5-1/4




WM 1024^P
11/16 X 7-1/4




WOOD MOULDINGS


CASING



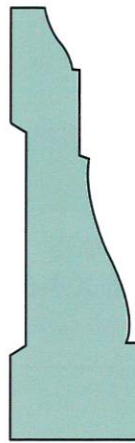
WM 324^{C,P}
11/16 X 2-1/4



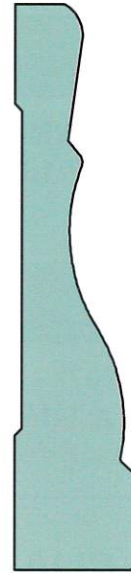
WM 327^{C,P}
11/16 X 2-1/4



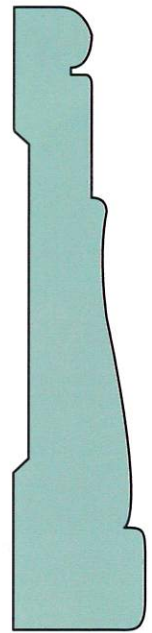
WM 356^{C,P}
11/16 X 2-1/4
14' & 17'




WM 366^{C,P}
11/16 X 2-1/4



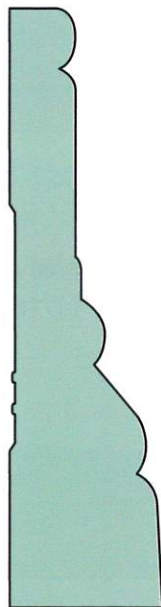
351^P
11/16 X 3 X 17'



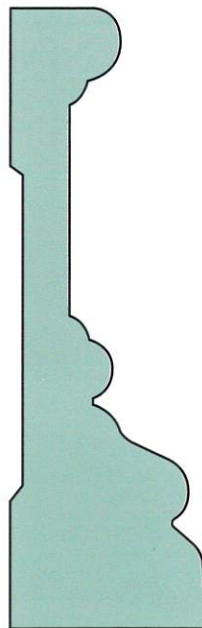
WM 445^P
11/16 X 3-1/4 X 17'



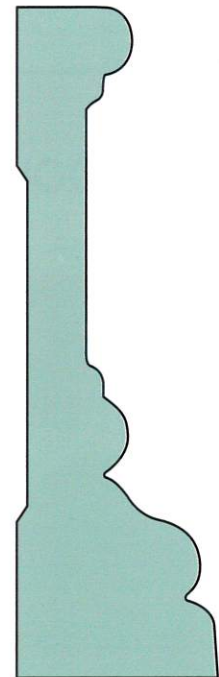
3180^{C,P}
7/8 X 3-1/4 X 17'



PURVIS^P
25/32 X 3-1/8 X 17'




RB3^P
1-1/16 X 3-1/4 X 17'




RB312^P (Big HOWE)
1-1/16 X 3-1/2 X 17'



WOOD MOULDINGS



444/443^{C,P}
9/16 X 3-1/4




WM 713^{C,P}
9/16 X 3-1/4




WM 623^{C,P}
9/16 X 3-1/4




WM 620^P
9/16 X 4-1/4




WM 618^{C,P}
9/16 X 5-1/4



5180^{C,P}
9/16 X 5-1/4



7180^P
9/16 X 7-1/4

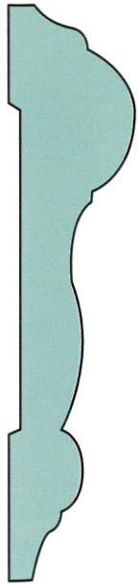


5 BASE^P
11/16 x 5-1/8
NEW ORLEANS




WOOD MOULDINGS

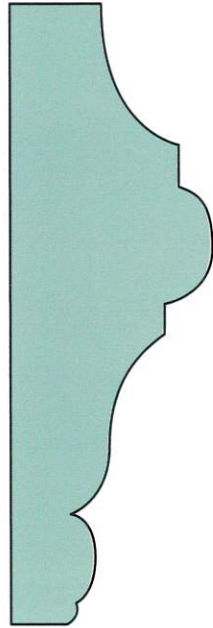
CHAIRAIL



WM 297^P
11/16 X 3



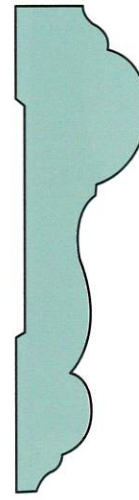
WM 390^C
11/16 X 2-5/8



395N^P
1-1/16 X 3-1/4




1217^C
1/2 X 1-1/2




1218^C
5/8 X 2-1/2

CHAIRAIL BACKER



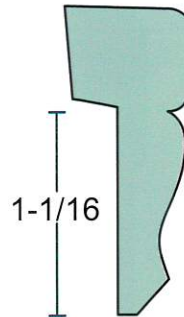
504^P
9/16 X 5-1/4

JOINT MOULD



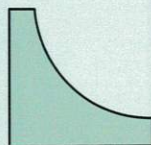
WM 1215^C
9/16 X 1-1/4

PANEL MOULD

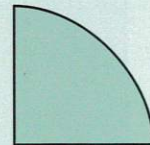


1219^C
11/16 X 1-5/8

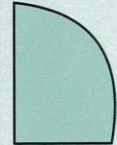
RED OAK MOULDING



#100^C
3/4 x 3/4



#106^C
3/4 x 3/4

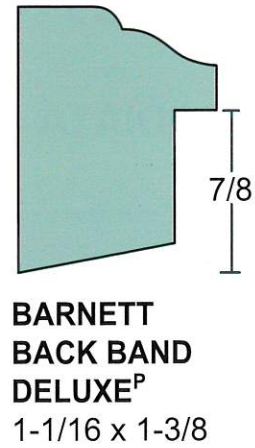

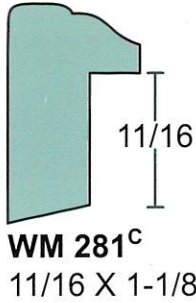


#129^C
1/2 x 3/4



WOOD MOULDINGS


BACK BAND



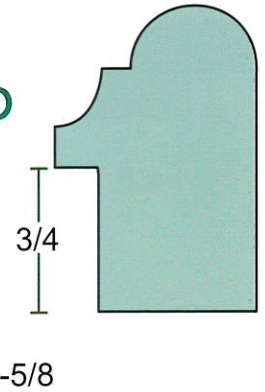
**MULLION
CASING**



**PICTURE
MOULD**




**CAP
MOULD**



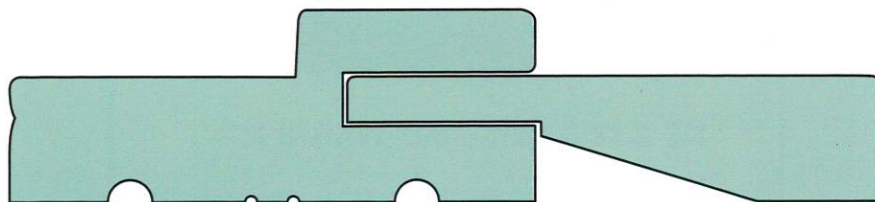
PRE-CUT MILLWORK ITEMS

~ 356 FJ Primed X 7'

~ 3180 FJ Primed X 7' 3"



~ FJ Primed Flat Jambs 11/16 X 4-9/16 6' 8" or 8'




~ FJ Primed Split Jambs
1 X 2-3/4 Female with 11/16 X 2-3/4 Male 6' 8" or 8'




WOOD BOARDS

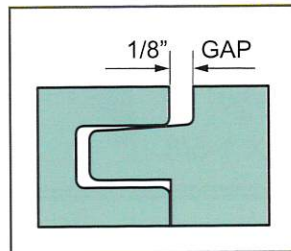
FJ PRIMED RADIATA - NICKEL GAP




1 x 6 NICKEL GAP^P



1 x 8 NICKEL GAP^P



FJ PRIMED RADIATA - EDGE & CENTER V-JOINT




1 x 6 V-JOINT^P




PRIMED MDF

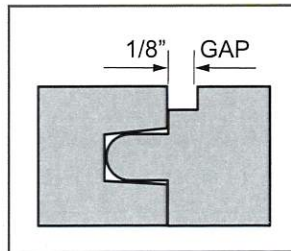
NICKEL GAP



1 x 6 NICKEL GAP



1 x 8 NICKEL GAP



S4S - Primed MDF

1 X 4^{PMDF}	11/16 X 3-1/2
1 X 6^{PMDF}	11/16 X 5-1/2
1 X 8^{PMDF}	11/16 X 7-1/4
1 X 10^{PMDF}	11/16 X 9-1/4
1 X 12^{PMDF}	11/16 X 11-1/4

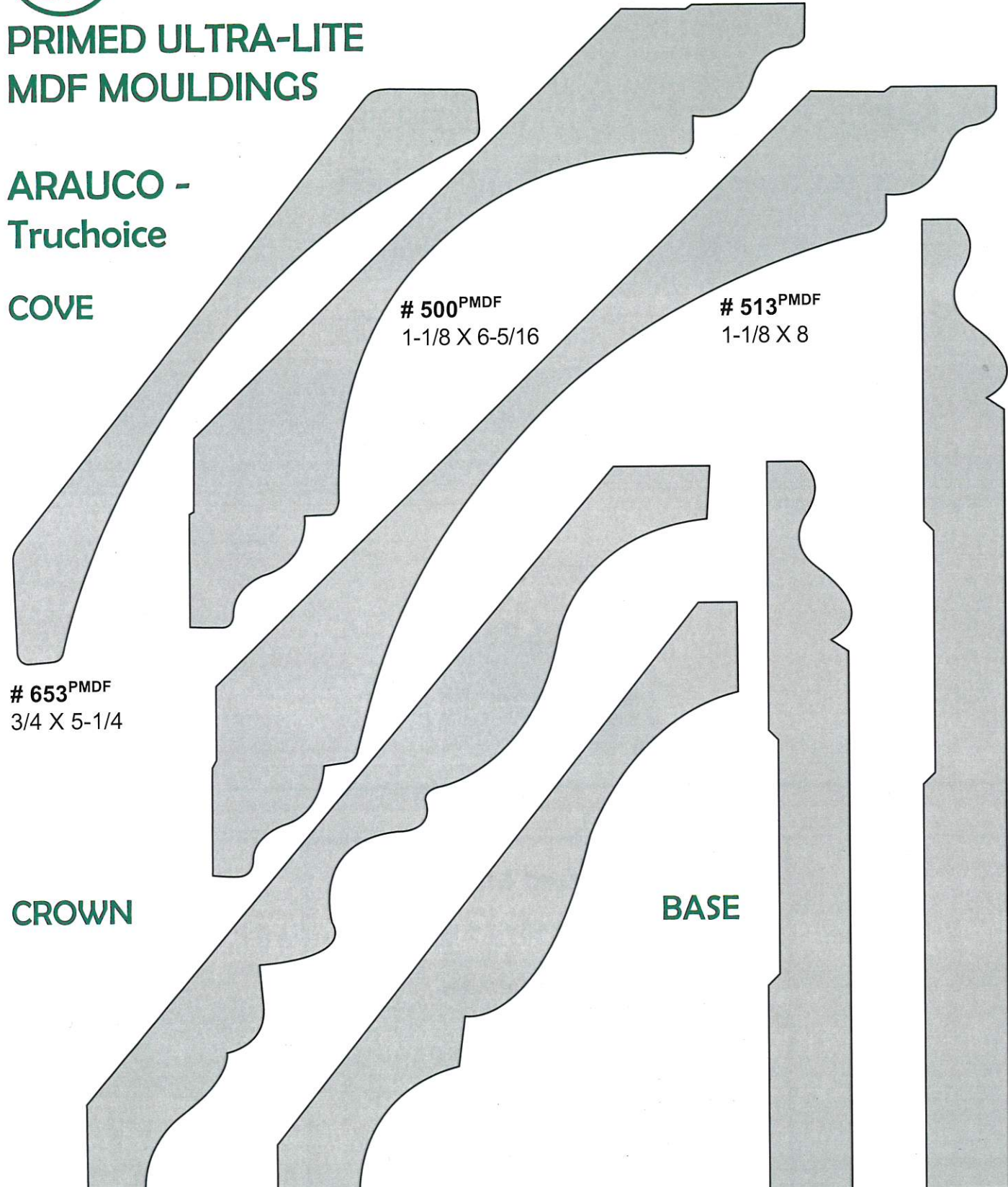
4' X 8' RAW 3/8", 1/2", 5/8" & 3/4"



PRIMED ULTRA-LITE MDF MOULDINGS

ARAUCO - Truchoice

COVE



500^{PMDF}
1-1/8 X 6-5/16

513^{PMDF}
1-1/8 X 8

653^{PMDF}
3/4 X 5-1/4

CROWN

BASE

47 Large^{PMDF}
11/16 x 7

46^{PMDF}
9/16 X 5-1/4

163A^{PMDF}
9/16 X 5-1/4

63^{PMDF}
9/16 X 7-1/4



**PRIMED LITE
MDF MOULDINGS**

**TLC -
Harmony**

CROWN

504^{PMDF}
11/16 X 7

506^{PMDF}
5/8 X 5

518^{PMDF}
11/16 X 7-3/4

**CROWN
ENHANCER**

599^{PMDF}
5/8 X 4-1/2

502^{PMDF}
3/4 X 6-5/8

542^{PMDF}
1 X 7-1/4

562^{PMDF}
1-1/4 X 7-1/4

545^{PMDF}
9/16 X 5-1/4

547^{PMDF}
9/16 X 4-5/8

549^{PMDF}
9/16 X 3-5/8

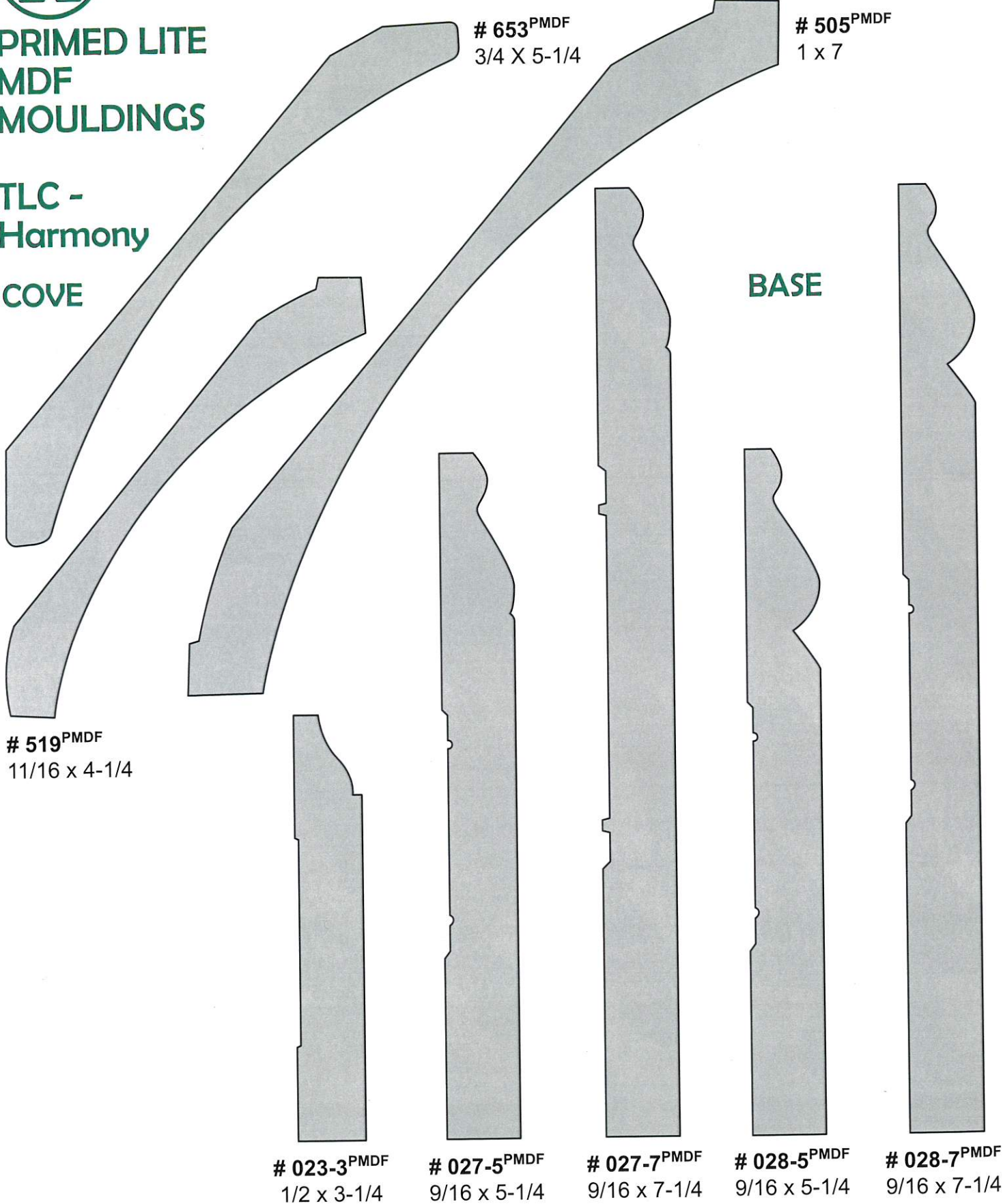


**PRIMED LITE
MDF
MOULDINGS**

**TLC -
Harmony**

COVE

BASE



653^{PMDF}
3/4 X 5-1/4

505^{PMDF}
1 x 7

519^{PMDF}
11/16 x 4-1/4

023-3^{PMDF}
1/2 x 3-1/4

027-5^{PMDF}
9/16 x 5-1/4

027-7^{PMDF}
9/16 x 7-1/4

028-5^{PMDF}
9/16 x 5-1/4

028-7^{PMDF}
9/16 x 7-1/4

**Profiles on pages 13 thru 16 are Stocked in Gulfport Yard @ 1 Week Lead Time.

KLUMB LUMBER & FOREST PRODUCTS, INC.



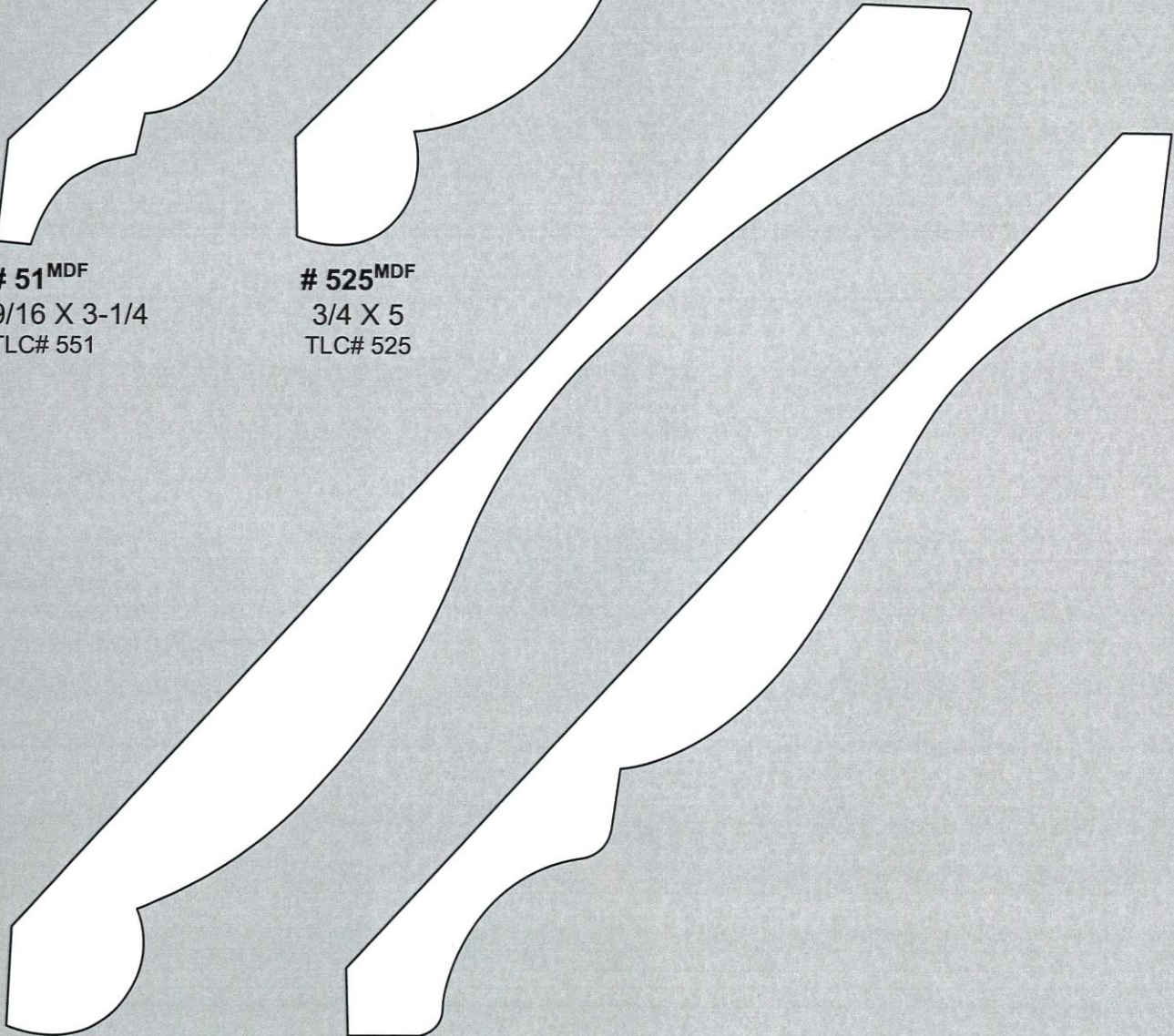
**PRIMED LITE **
MDF MOULDINGS**

CROWN



51^{MDF}
9/16 X 3-1/4
TLC# 551

525^{MDF}
3/4 X 5
TLC# 525



528^{MDF}
3/4 X 8
TLC# 528

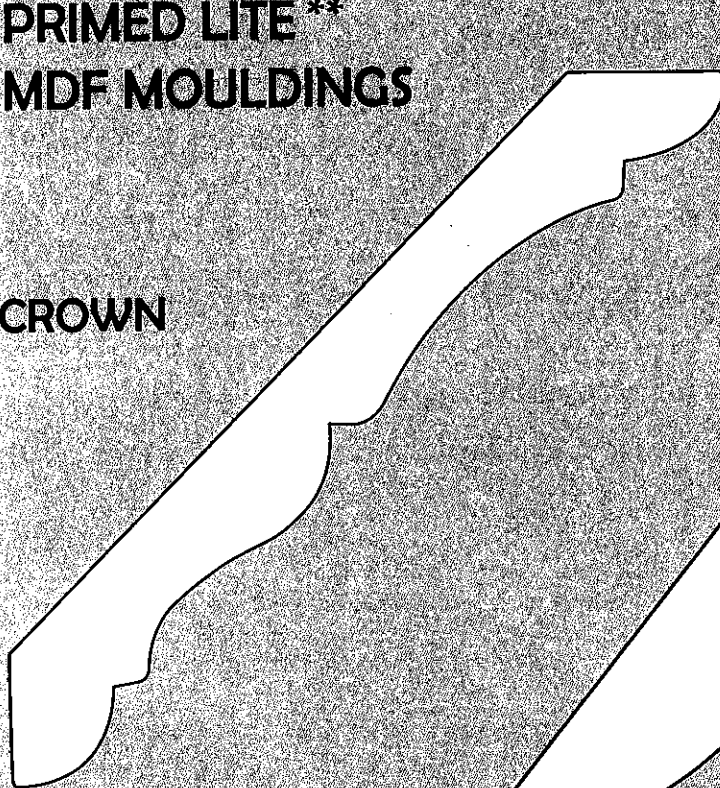
541^{MDF}
11/16 X 7
TLC# 541




**Profiles on pages 13 thru 16 are Stocked in Gulfport Yard @ 1 Week Lead Time.

**PRIMED LITE **
MDF MOULDINGS**

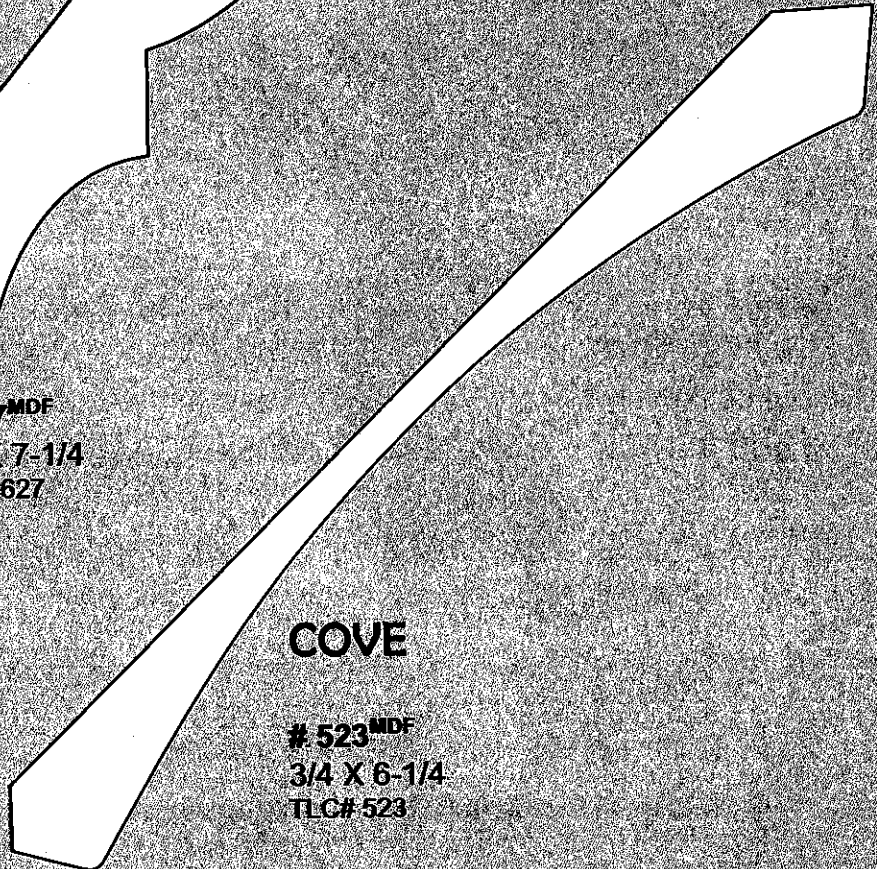
CROWN



BA46^{MDF}
11/16 X 5-1/4
TLC# 503



627^{MDF}
3/4 X 7-1/4
TLC# 627



COVE

523^{MDF}
3/4 X 6-1/4
TLC# 523

**Profiles on pages 13 thru 16 are Stocked in Gulfport Yard @ 1 Week Lead Time.




KLUMB LUMBER & FOREST PRODUCTS, INC.

PRIMED LITE ** MDF MOULDINGS

SPEED
BASE



0105^{MDF}
1/2 X 5-1/4
TLC# 105




#0107^{MDF}
1/2 X 7-1/4
TLC# 107

BASE



954^{MDF}
9/16 X 9-1/4
TLC# 002




1254^{MDF}
11/16 X 11-1/4
TLC# 002



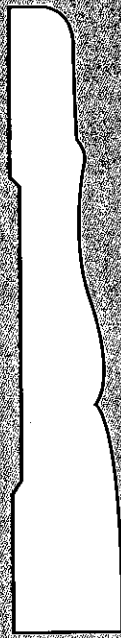
**Profiles on pages 13 thru 16 are Stocked in Gulfport Yard @ 1 Week Lead Time.

PRIMED LITE ** MDF MOULDINGS


CASING




356^{PMDF}
9/16 x 2-1/4




444^{PMDF}
9/16 X 3-1/4



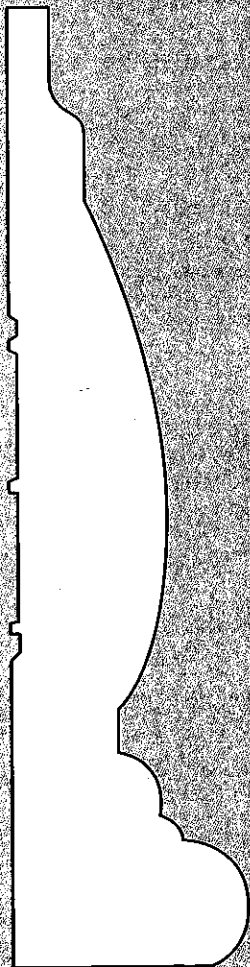
314^{PMDF}
11/16 X 3-1/4
TLC# 399




213^{PMDF}
1 X 4
TLC# 213



301^{PMDF}
3/4 X 4-3/16
TLC# 301



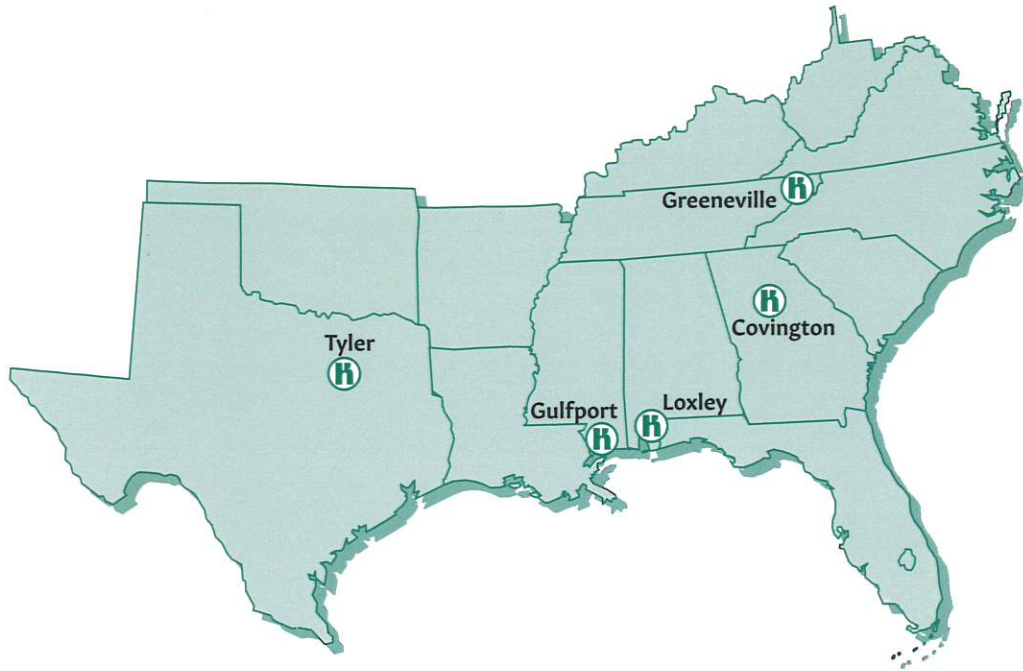
351^{PMDF}
1 X 5
TLC# 351



304^{PMDF}
1-1/4 X 4-1/16
TLC# 304

S4S

1 X 12 ^{MDF}	11/16 X 11-1/4 Raw Only
1 X 16 ^{MDF}	11/16 X 15-1/4 Raw Only
4' X 8' ^{MDF}	11/16 - 4' x 8' Raw Only



Distribution Warehouses

- Loxley, AL (800) 422-0184
- Covington, GA (800) 483-1634
- Greeneville, TN (800) 226-8667
- Gulfport, MS (800) 345-5372
- Tyler, TX (800) 765-1559



**KLUMB LUMBER &
FOREST PRODUCTS, INC.**

LOXLEY, ALABAMA
www.klumb lumber.com

Toll Free: (800) 422-0184 ~ Local: (251) 964-4890 ~ Fax: (251) 964-4896