



# Moulding Profiles



k

**KLUMB FOREST  
PRODUCTS**

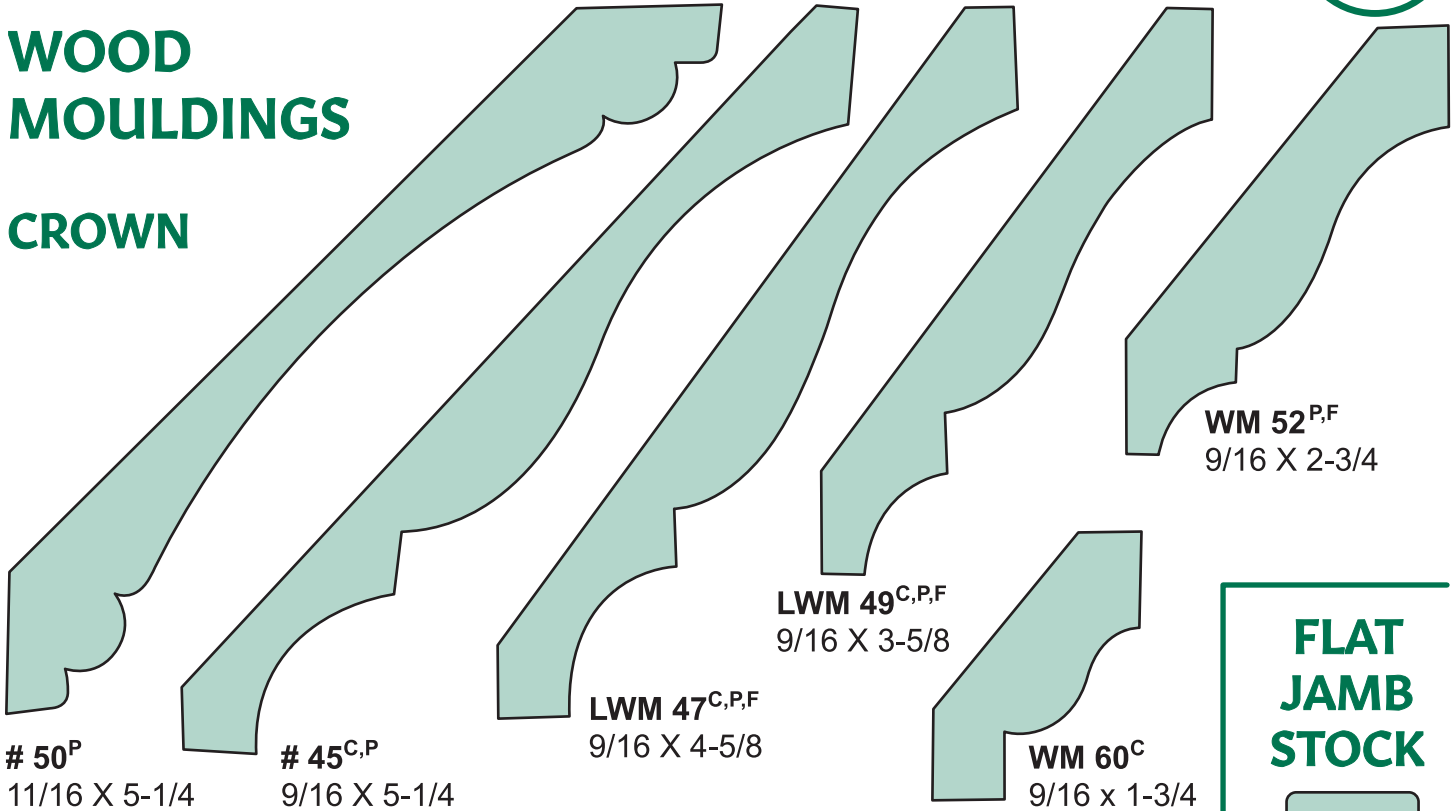
**COVINGTON, GEORGIA**

Real People, Real Knowledge Who Provide You  
What You Need, When You Need It - Everytime!

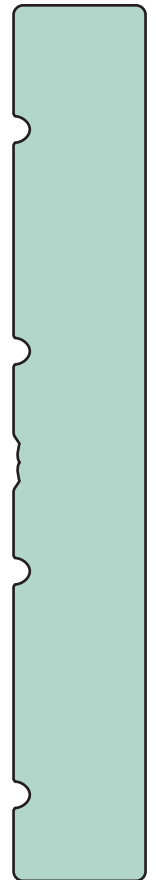


**WOOD  
MOULDINGS**

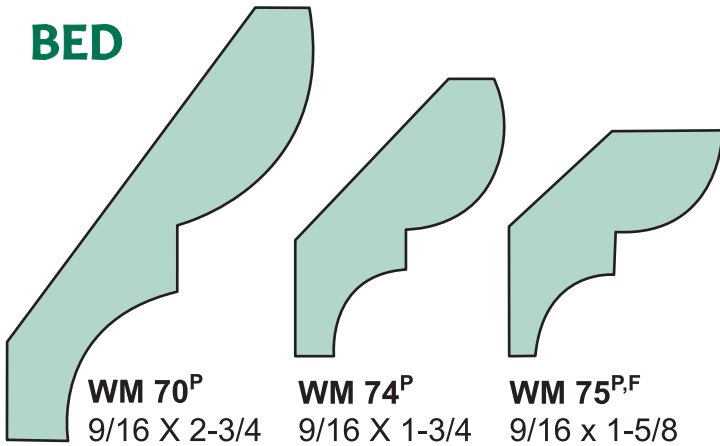
**CROWN**



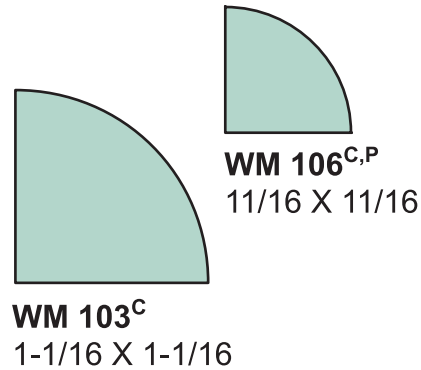
**FLAT  
JAMB  
STOCK**



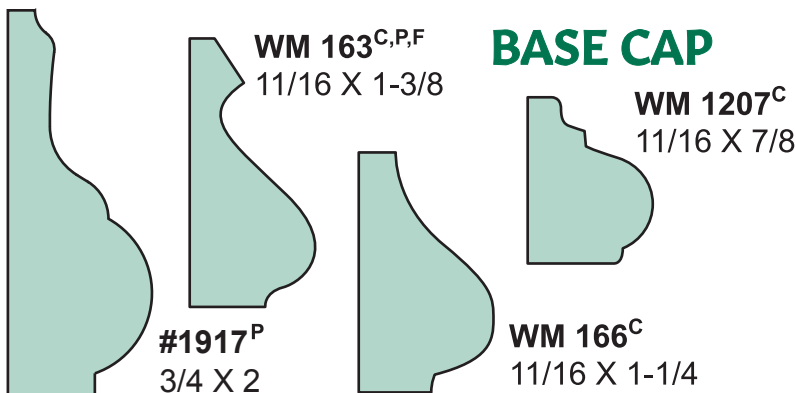
**BED**




**QUARTER ROUND**



**BASE CAP**



**LATTICE WM 266<sup>C</sup>**  
1/4 X 1-1/2



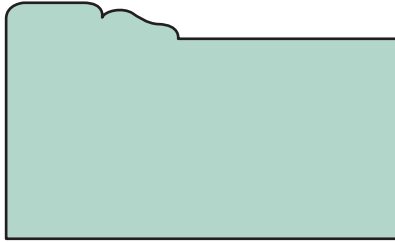
**SCREEN MOULD**



**# 10000<sup>P,F</sup>**  
11/16 x 4-9/16

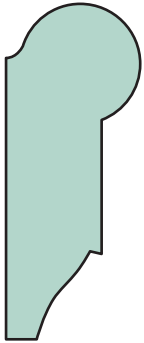


# WOOD MOULDINGS BRICK MOULD



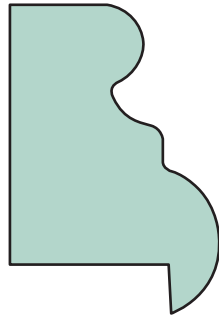
WM 180<sup>C,P</sup> 1-1/4 X 2

## PICTURE MOULD




WM 273<sup>P</sup>  
11/16 X 1-3/4

## PANEL MOULD




42R<sup>P</sup>  
1-1/16 X 1-5/8

## FULL ROUND



WM 233<sup>C</sup>  
1-1/4

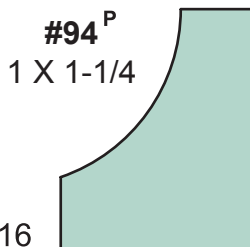
## COVE



WM 85<sup>C</sup>  
9/16 X 1-3/4




WM 100<sup>C</sup>  
11/16 X 11/16

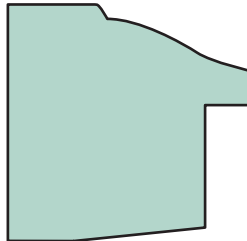


#94<sup>P</sup>  
1 X 1-1/4

## BACK BAND



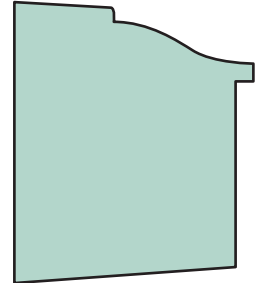
481<sup>P</sup> 1X4 with Back Band  
1-1/4 X 4-1/2



LWM 281<sup>C,P</sup>  
1-1/4 X 1-1/4

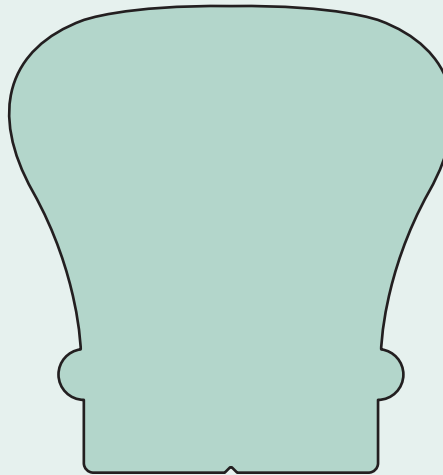


WM 281<sup>P</sup>  
11/16 X 1-1/8



# 282<sup>P</sup>  
1-1/4 X 1-1/2

## OAK MOULDING



HAND RAIL WM 6010<sup>C</sup>  
2-1/4 X 2-3/8 (2" base)



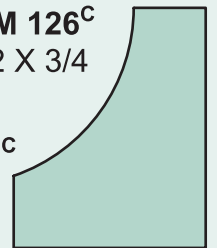
QUARTER ROUND  
WM 105<sup>C</sup>  
3/4 X 3/4



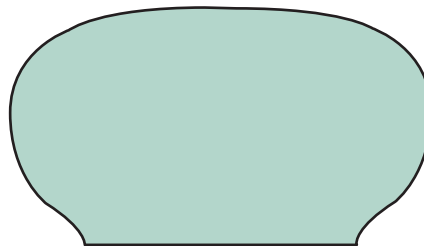
SHOE  
WM 126<sup>C</sup>  
1/2 X 3/4

MLD1000<sup>C</sup>  
1 X 1-1/4

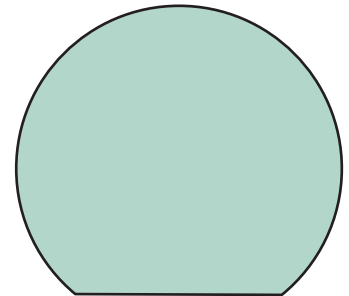
## COVE



## HAND RAIL



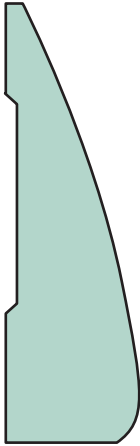
WM 240<sup>C,P</sup>  
1-1/4 X 2-1/4



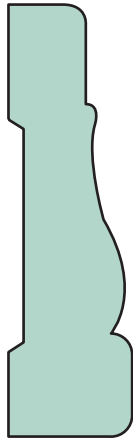
WM 231<sup>C</sup>  
1-1/2 X 1-11/16



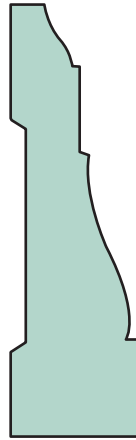
**WOOD MOULDINGS  
CASING**



**WM 327<sup>P</sup>**  
11/16 X 2-1/4



**WM 356<sup>P,C</sup>**  
11/16 X 2-1/4



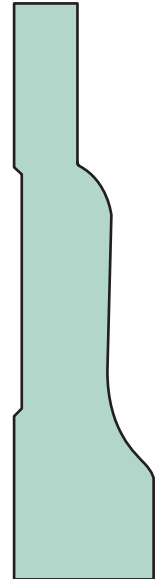
**WM 366<sup>P,F</sup>**  
11/16 X 2-1/4

**APRON**

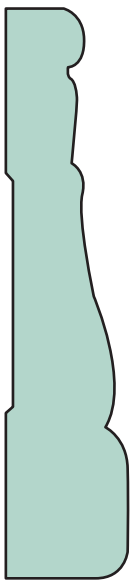


**B-200<sup>P</sup>**  
11/16 X 2-1/2

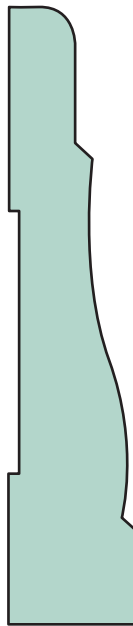
**RAKE  
MOULD**



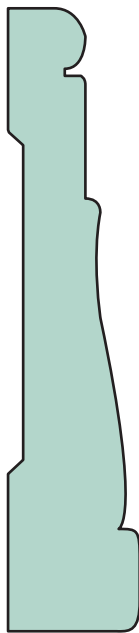
**# 003<sup>P</sup>**  
11/16 X 3



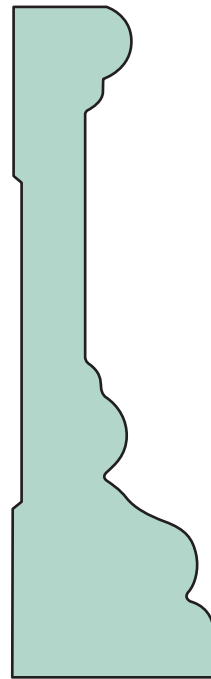
**# 371<sup>P</sup>**  
5/8 X 2-15/16



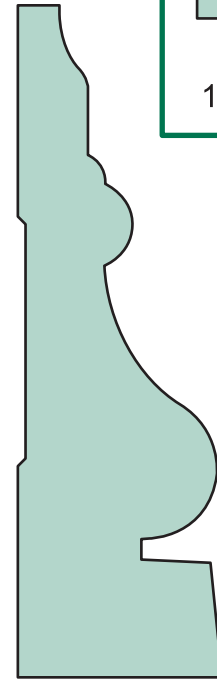
**# 444<sup>P</sup>**  
11/16 X 3-1/4



**WM 445<sup>P,F</sup>**  
11/16 X 3-1/4



**# RB3<sup>C,P,F</sup>**  
1-1/16 X 3-1/2



**# 534 - Sprott<sup>P</sup>**  
1-1/16 X 3-1/2

**DRIP CAP**



**WM 197<sup>P</sup>** 11/16 X 1-5/8

**STOP**



**WM 254<sup>C</sup>**  
1/2 X 3/4



**WM 877<sup>C</sup>**  
7/16 X 1-1/4



**WM 935<sup>C</sup>**  
7/16 X 1-5/8

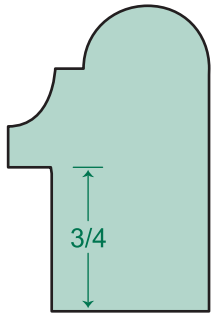


**WM 937<sup>C</sup>**  
7/16 X 1-1/4



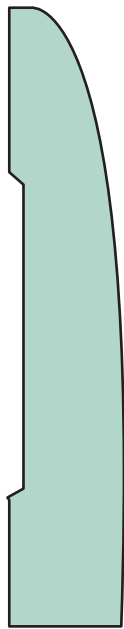
# WOOD MOULDINGS

## CAP MOULD

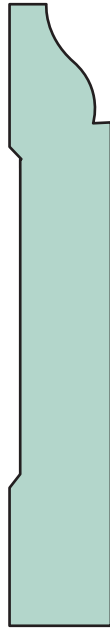


# 289<sup>P</sup>  
1-1/16 X 1-5/8

## BASE



WM 713<sup>P</sup>  
9/16 X 3-1/4



WM 623<sup>C,P,F</sup>  
9/16 X 3-1/4



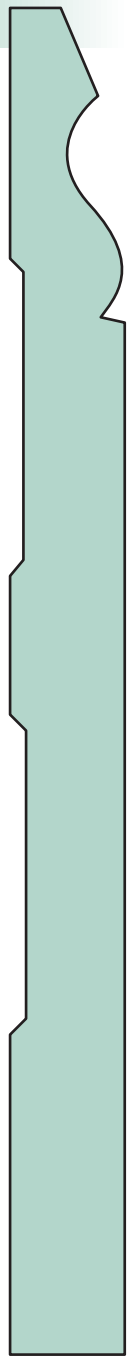
WM 620<sup>C,P</sup>  
9/16 X 4-1/4



WM 618<sup>P,F</sup>  
9/16 X 5-1/4

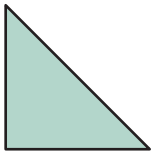


# 610<sup>C,P</sup>  
9/16 X 5-1/4



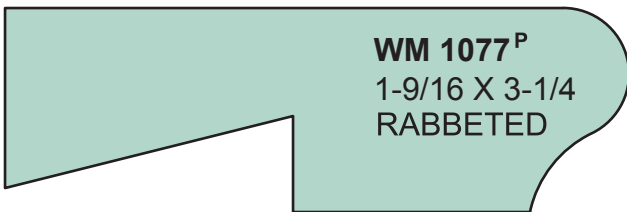
# 7180<sup>P</sup>  
9/16 X 7-1/8

## CHAMFER STRIP

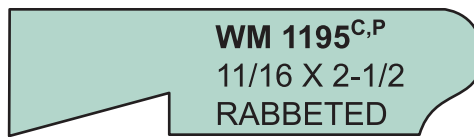


WM 995<sup>C</sup>  
3/4 X 3/4

## STOOL



WM 1077<sup>P</sup>  
1-9/16 X 3-1/4  
RABBETED



WM 1195<sup>C,P</sup>  
11/16 X 2-1/2  
RABBETED



WM 1021<sup>C,P,F</sup> 11/16 X 5-1/4



MLD DOORSTOOL <sup>P</sup>  
1/2 X 1-1/4

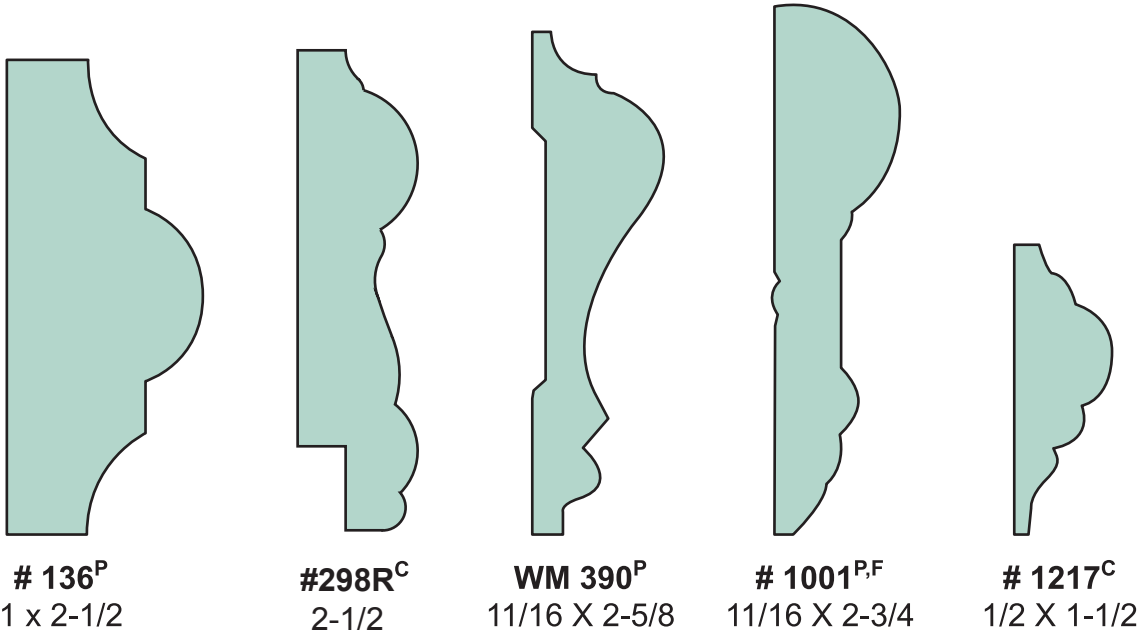


WM 1021-8<sup>P</sup> 11/16 X 7-1/4




**WOOD MOULDINGS**

**CHAIR RAIL**

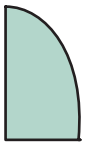


**CHAIR RAIL BACKER**



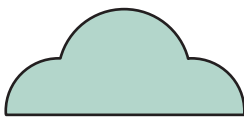
**# 135<sup>P</sup>**  
1/2 X 4-1/2

**SHOE**



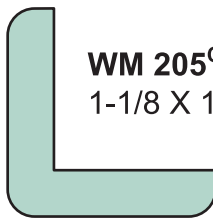
**WM 129<sup>C,P</sup>**  
7/16 X 11/16

**JOINT MOULD**



**WM 1215<sup>P</sup>**  
9/16 X 1-1/4

**OUTSIDE CORNER**



**WM 205<sup>C</sup>**  
1-1/8 X 1-1/8



**WM 206<sup>C</sup>**  
11/16 X 11/16

**WINDOW STOP**



**WM 940<sup>C</sup>**  
7/16 X 7/8




**WM 941<sup>C</sup>**  
7/16 X 3/4



**LWM 943<sup>C</sup>**  
7/16 X 5/8

**S4S**



**WM 236<sup>C</sup>**  
1-1/2 X 1-1/2



**WM 249<sup>C</sup>**  
11/16 X 1-1/2

**MULLION CASING**



**WM 987<sup>C</sup>**  
3/8 X 2



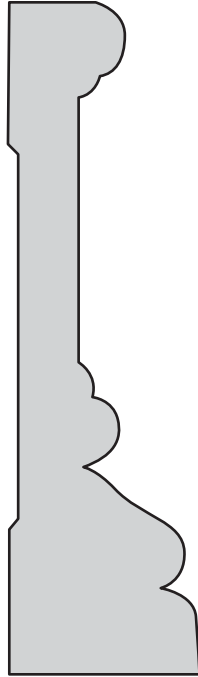
**WM 988<sup>C</sup>**  
3/8 X 1-3/8



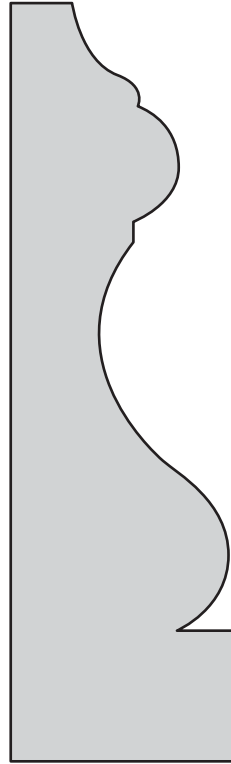
# PRIMED LITE MDF MOULDINGS

## TLC - Harmony

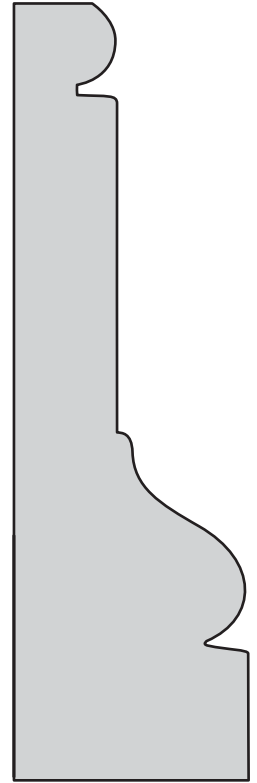
### CASING




**# 203<sup>PMDF</sup>**  
1 X 3-1/2  
RB3



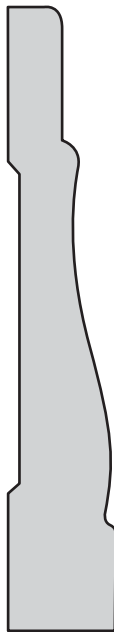
**# 234<sup>PMDF</sup>**  
1-3/16 X 4



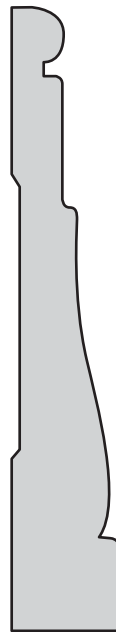
**# 304<sup>PMDF</sup>**  
1-1/4 X 4-1/16



**# 329<sup>PMDF</sup>**  
11/16 X 3-1/2



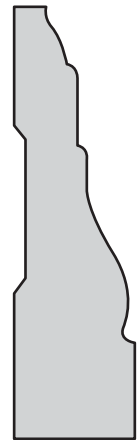
**# 344<sup>PMDF</sup>**  
9/16 X 3-1/4



**# 345<sup>PMDF</sup>**  
9/16 X 3-1/4



**# 356<sup>PMDF</sup>**  
9/16 X 2-1/4




**# 366<sup>PMDF</sup>**  
9/16 X 2-1/4



**PRIMED LITE MDF  
MOULDINGS**

**TLC - Harmony**

**BASE**



# 027-5<sup>PMDF</sup>  
9/16 X 5-1/4

# 027-7<sup>PMDF</sup>  
9/16 X 7-1/4

# 023-3<sup>PMDF</sup>  
1/2 X 3-1/4

# 023-4<sup>PMDF</sup>  
1/2 X 4-1/4

# 010-5<sup>PMDF</sup>  
1/2 X 5-1/4

# 010-7<sup>PMDF</sup>  
1/2 X 7-1/4

# 002-9<sup>PMDF</sup>  
11/16 X 9-1/4






# PRIMED LITE MDF MOULDINGS

## TLC - Harmony

BASE



# 028-5<sup>PMDF</sup>  
9/16 X 5-1/4

# 028-7<sup>PMDF</sup>  
9/16 X 7-1/4

# 036-5<sup>PMDF</sup>  
9/16 X 5-1/4

# 036-7<sup>PMDF</sup>  
9/16 X 7-1/4

# 036-5S<sup>PMDF</sup>  
1/2 X 5-1/4

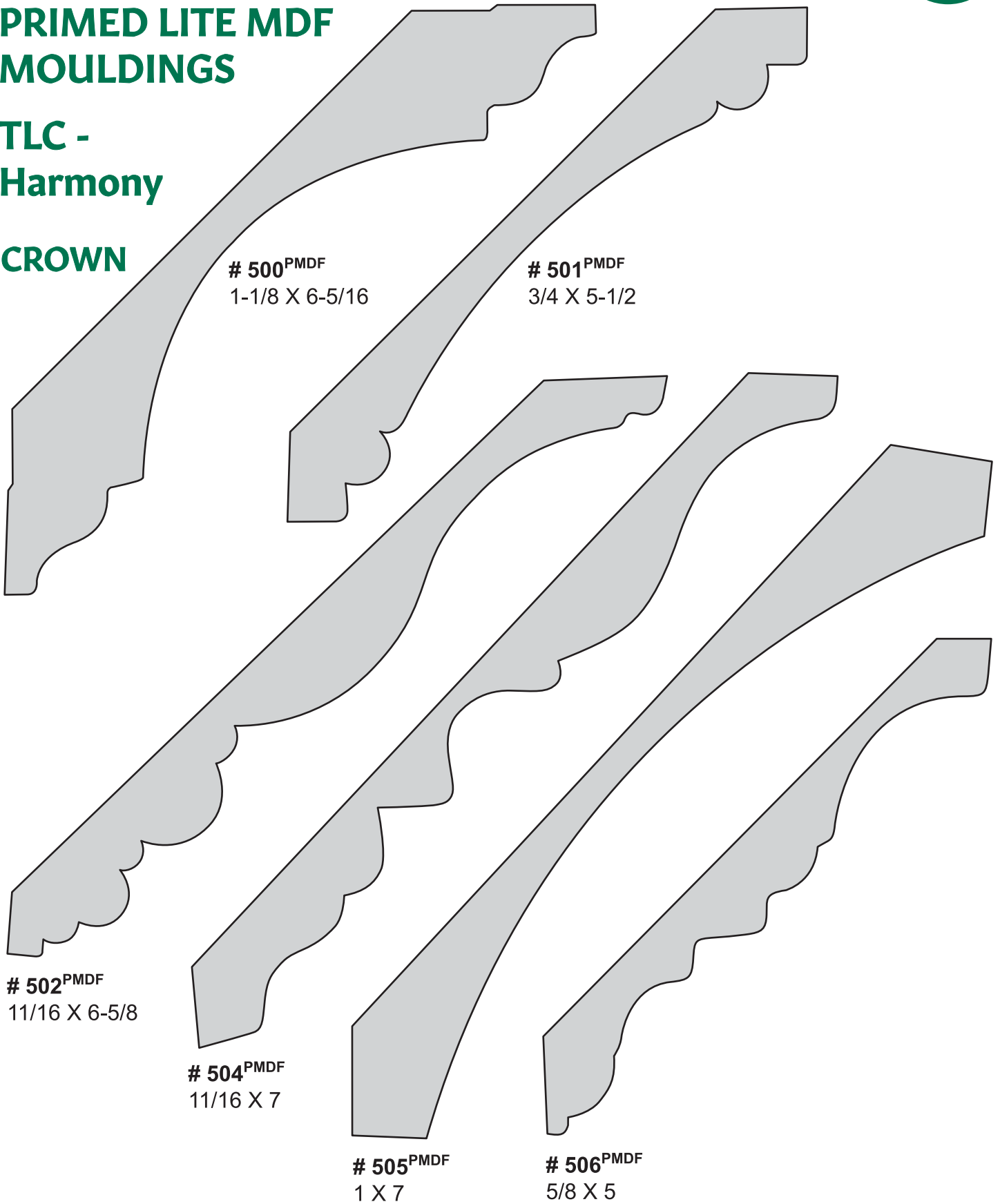
# 036-7S<sup>PMDF</sup>  
1/2 X 7-1/4



**PRIMED LITE MDF  
MOULDINGS**

**TLC -  
Harmony**

**CROWN**





# PRIMED LITE MDF MOULDINGS

TLC -  
Harmony

CROWN

# 519<sup>PMDF</sup>  
11/16 X 4-1/4

# 513<sup>PMDF</sup>  
1-1/8 X 8

# 653<sup>PMDF</sup>  
11/16 X 5-1/4

# 541<sup>PMDF</sup>  
11/16 X 7

# 536<sup>PMDF</sup>  
11/16 X 7-1/2

# 542<sup>PMDF</sup>  
1 X 7-1/4

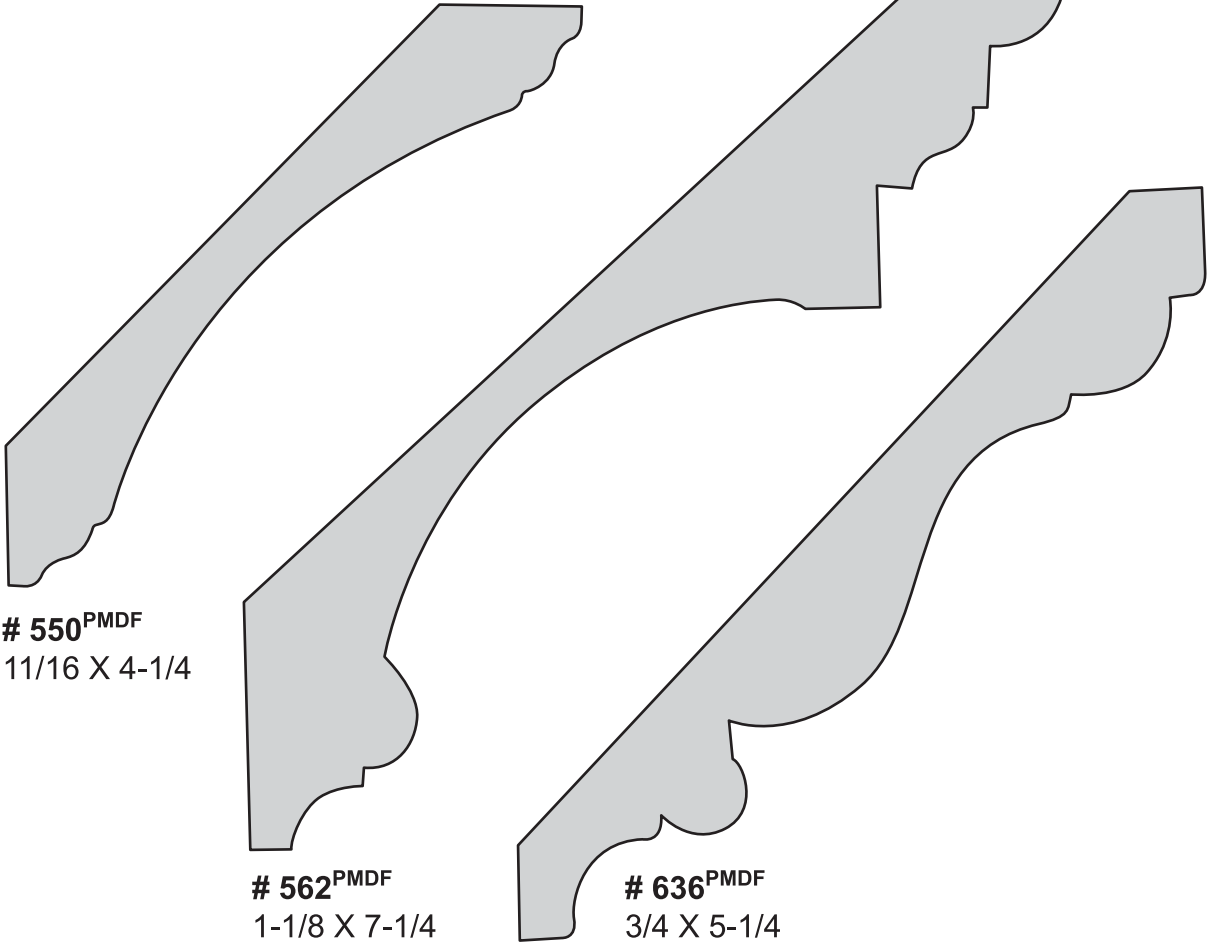
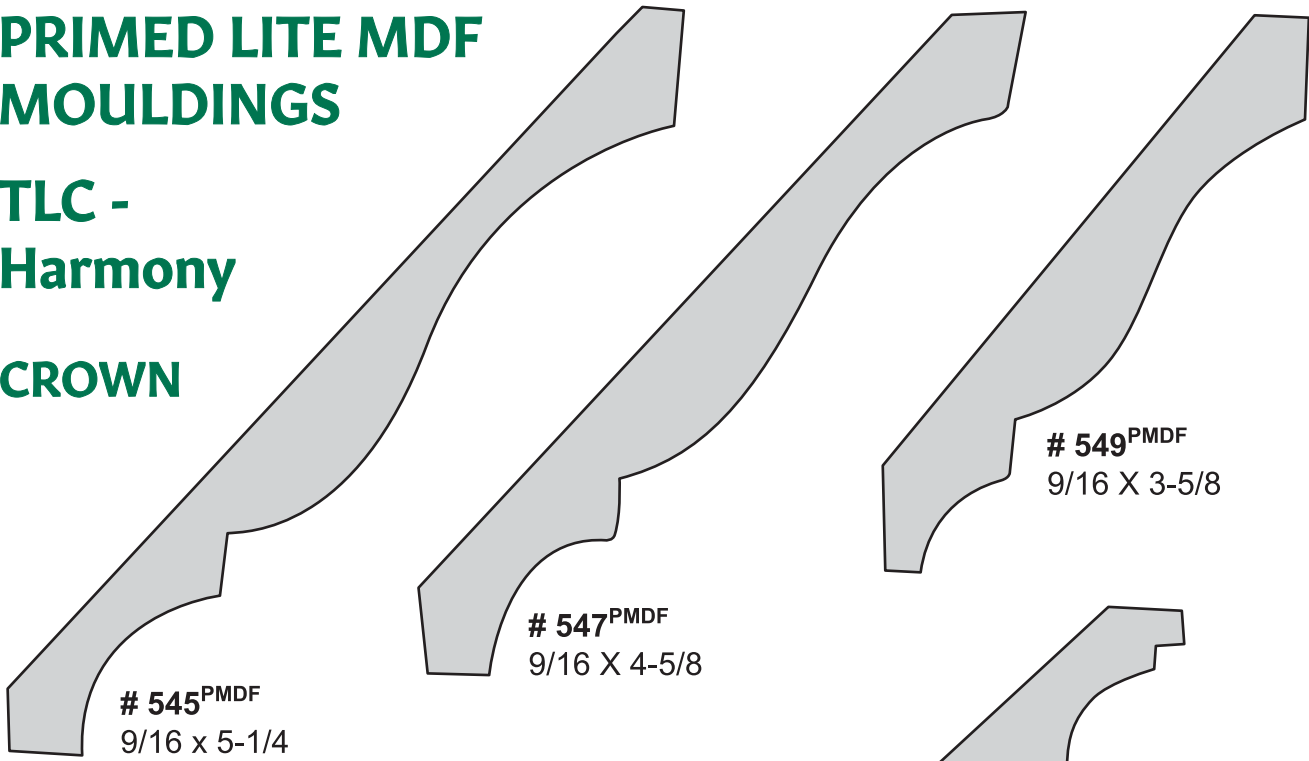
# 531<sup>PMDF</sup>  
7/8 x 4-5/16



**PRIMED LITE MDF  
MOULDINGS**

**TLC -  
Harmony**

**CROWN**

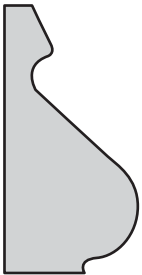




# PRIMED LITE MDF MOULDINGS

## TLC - Harmony

## BASE CAP



# 936<sup>PMDF</sup>  
11/16 X 1-3/8

## WINDOW STOOL



# 921<sup>PMDF</sup>  
11/16 X 5-1/4

## FLAT JAMB



# 703<sup>PMDF</sup>  
11/16 X 4-9/16

## S4S BOARDS

# 901 <sup>PMDF</sup>	1 X 4	11/16 X 3-1/2	Primed	# 901 <sup>PMDF</sup>	1 X 4	3/4 X 3-1/2	Raw
# 901 <sup>PMDF</sup>	1 X 6	11/16 X 5-1/2	Primed	# 901 <sup>PMDF</sup>	1 X 6	3/4 X 5-1/2	Raw
# 901 <sup>PMDF</sup>	1 X 8	11/16 X 7-1/4	Primed	# 901 <sup>PMDF</sup>	1 X 8	3/4 X 7-1/4	Raw
# 901 <sup>PMDF</sup>	1 X 10	11/16 X 9-1/4	Primed	# 901 <sup>PMDF</sup>	1 X 10	3/4 X 9-1/4	Raw
# 901 <sup>PMDF</sup>	1 X 12	11/16 X 11-1/4	Primed	# 901 <sup>PMDF</sup>	1 X 12	3/4 X 11-1/4	Raw

## PATTERN STOCK


Primed MDF T&G Nickle Gap 1 X 6

Primed MDF T&G Nickle Gap 1 X 8




# CELLULAR PVC MOULDINGS

## XO - PENROD



**# 356 Casing**  
11/16 x 2-1/4




**# 445 Casing**  
11/16 x 3-1/4



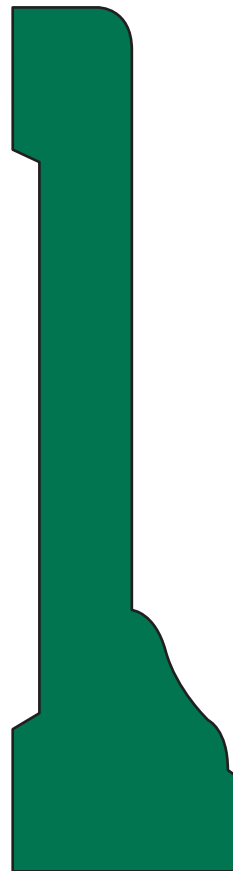
**# 053 Rake**  
3/4 X 3




**# 210  
Shingle Mould**  
11/16 x 1-5/8



**# RB3 Casing**  
1 x 3-1/2



**# 626 Casing**  
1-3/16 x 4-1/2




**# 287 Rake**  
1-1/16 x 2



# CELLULAR PVC MOULDINGS

## XO - PENROD



**# 45 Crown**  
9/16 x 5-1/2

**# 47 Crown**  
9/16 X 4-5/8


**# 49 Crown**  
9/16 X 3-5/8

**# 52 Crown**  
9/16 x 2-11/16

**# 75 Bed**  
9/16 X 1-5/8



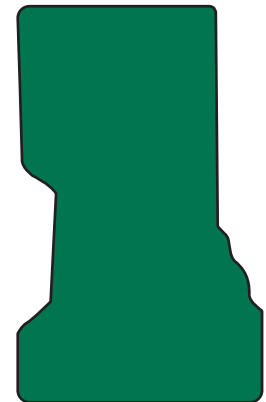
**# 236 Baluster**  
1-1/2 x 1-1/2



**# 0068 Back Band**  
1-11/32 x 1-13/32



**Exterior Jamb**  
1-1/4 X 4-9/16



**# 635 Brickmould**  
1-1/4 x 2



**Exterior Jamb**  
1-1/4 X 6-9/16

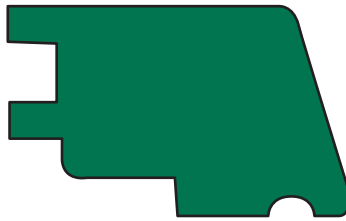


**CELLULAR PVC  
MOULDINGS**


**XO - PENROD**




**# 283 Drip Cap**  
11/16 x 1-5/8




**# 197 Sill Nosing**  
1-3/32 x 1-25/32



**# 436 Stile**  
1-3/8 x 2




**# 937 Sill Nosing**  
1-3/8 x 1-5/16



**# 311 Transom  
Nose Sill**  
1-5/8 x 1-1/2



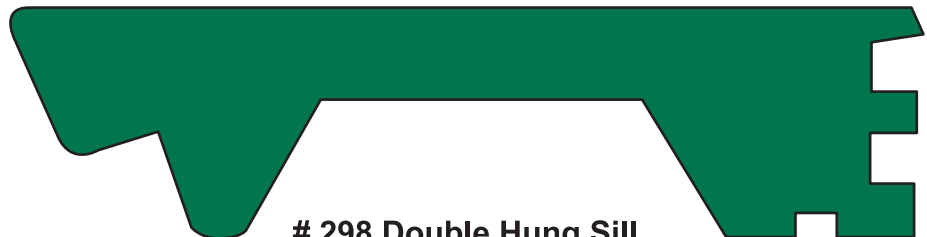
**# 609 Astragal**  
11/16 X 1-3/4



**# 948 Sill**  
5 x 1-1/4



**# L269 Lattice**  
1/4 x 1-1/2



**# 298 Double Hung Sill**  
1-1/4 x 4-3/4





# CELLULAR PVC MOULDINGS

## XO - PENROD



**# 417 Stop**  
1/2 x 2



**# 6880 Blindstop**  
5/8 x 1-1/4



**# 1038 Stop**  
3/4 x 1-3/8



**# 6330 Stop**  
5/8 x 5/8



**# 6329 Stop**  
5/8 x 1-3/4



**# 100 Cove**  
11/16 x 11/16



**# 802 Mullion**  
1-1/16 x 1-15/32



**# 6350 Mull**  
5/8 x 1-3/8



**# 078 Quarter Round**  
5/8 x 5/8



**# 164 Base Cap**  
11/16 X 1-1/8



**# 319 Attic Vent Louver**  
3/4 x 3-1/2







**KLUMB FOREST  
PRODUCTS**

**COVINGTON, GEORGIA**

**[www.klumb.com](http://www.klumb.com)**

**Toll Free: (800) 483-1634 ~ Local: (678) 729-8400 ~ Fax: (678) 729-8406**