


# CertaTrim™

Exterior Trim



**CertainTeed**  
SAINT-GOBAIN

## Trimboards

 = Instock Items

Trim is a subtle finishing touch that brings exterior components beautifully together, creating definition and symmetry, while allowing exterior colors, profiles and design elements to take center stage.



Trimboards–Smooth/Smooth, White			FULL UNIT			HALF UNIT		
Nominal	Actual	Order Number*	PCS	LF	Weight lbs	PCS	LF	Weight lbs
5/8" x 4" x 18'	5/8" x 3-1/2" x 18'	810005T	260	4680	2565	130	2340	1285
5/8" x 6" x 18'	5/8" x 5-1/2" x 18'	8100205T	160	2880	2495	80	1440	1250
5/8" x 8" x 18'	5/8" x 7-1/4" x 18'	8100305T	120	2160	2575	60	1080	1240
5/8" x 10" x 18'	5/8" x 9-1/4" x 18'	8100405T	100	1800	2600	50	900	1300
5/8" x 12" x 18'	5/8" x 11-1/4" x 18'	8100505T	80	1440	2540	40	720	1270
1" x 4" x 12'	3/4" x 3-1/2" x 12'	8114405T	260	3120	2085	117	1404	940
1" x 6" x 12'	3/4" x 5-1/2" x 12'	8114505T	160	1920	2015	72	864	910
1" x 8" x 12'	3/4" x 7-1/4" x 12'	8114205T	108	1296	1810	54	648	905
1" x 10" x 12'	3/4" x 9-1/4" x 12'	8114605T	90	1080	1920	45	540	960
1" x 12" x 12'	3/4" x 11-1/4" x 12'	8114705T	72	864	1870	36	432	935
1" x 4" x 18'	3/4" x 3-1/2" x 18'	8101005T	260	4680	2625	117	2106	1390
1" x 5" x 18'	3/4" x 4-1/2" x 18'	8101605T	200	3600	2795	100	1800	1400
1" x 6" x 18'	3/4" x 5-1/2" x 18'	8101205T	160	2880	2555	72	1296	1355
1" x 8" x 18'	3/4" x 7-1/4" x 18'	8101305T	108	1944	2530	54	972	1340
1" x 10" x 18'	3/4" x 9-1/4" x 18'	8101405T	90	1620	2660	45	810	1410
1" x 12" x 18'	3/4" x 11-1/4" x 18'	8101505T	72	1296	2605	36	648	1380
1" x 16" x 18'	3/4" x 15-1/4" x 18'	8114105T	–	–	–	24	432	1160
5/4" x 4" x 18'	1" x 3-1/2" x 18'	8102005T	208	3744	3275	91	1638	1435
5/4" x 5" x 18'	1" x 4-1/2" x 18'	8102605T	160	2880	2485	70	1260	1120
5/4" x 6" x 18'	1" x 5-1/2" x 18'	8102205T	128	2304	3190	56	1008	1395
5/4" x 8" x 18'	1" x 7-1/4" x 18'	8102305T	96	1728	3160	42	756	1385
5/4" x 10" x 18'	1" x 9-1/4" x 18'	8102405T	80	1440	3330	35	630	1460
5/4" x 12" x 18'	1" x 11-1/4" x 18'	8102505T	64	1152	3250	28	504	1425
5/4" x 16" x 18'	1" x 15-1/4" x 18'	8114805T	–	–	–	24	432	1610



Trimboards–Select Cedar Woodgrain/Smooth, White			FULL UNIT			HALF UNIT		
Nominal	Actual	Order Number*	PCS	LF	Weight lbs	PCS	LF	Weight lbs
5/8" x 4" x 18'	5/8" x 3-1/2" x 18'	8105005T	260	4680	2565	130	2340	1285
5/8" x 6" x 18'	5/8" x 5-1/2" x 18'	8105205T	160	2880	2495	80	1440	1250
5/8" x 8" x 18'	5/8" x 7-1/4" x 18'	8105305T	120	2160	2475	60	1080	1240
5/8" x 10" x 18'	5/8" x 9-1/4" x 18'	8105405T	100	1800	2600	50	900	1300
5/8" x 12" x 18'	5/8" x 11-1/4" x 18'	8105505T	80	1440	2540	40	720	1270
1" x 4" x 12'	3/4" x 3-1/2" x 12'	8115305T	260	3120	2085	117	1404	940
1" x 6" x 12'	3/4" x 5-1/2" x 12'	8115405T	160	1920	2015	72	864	910
1" x 8" x 12'	3/4" x 7-1/4" x 12'	8115505T	108	1296	1810	54	648	905
1" x 10" x 12'	3/4" x 9-1/4" x 12'	8115605T	90	1080	1920	45	540	960
1" x 12" x 12'	3/4" x 11-1/4" x 12'	8115705T	72	864	1870	36	432	935
1" x 4" x 18'	3/4" x 3-1/2" x 18'	8106005T	260	4680	2625	117	2106	1390
1" x 5" x 18'	3/4" x 4-1/2" x 18'	8106605T	200	3600	2795	100	1800	1400
1" x 6" x 18'	3/4" x 5-1/2" x 18'	8106205T	160	2880	2555	72	1296	1355
1" x 8" x 18'	3/4" x 7-1/4" x 18'	8106305T	108	1944	2530	54	972	1340
1" x 10" x 18'	3/4" x 9-1/4" x 18'	8106405T	90	1620	2660	45	810	1410
1" x 12" x 18'	3/4" x 11-1/4" x 18'	8106505T	72	1296	2605	36	648	1380
1" x 16" x 18'	3/4" x 15-1/4" x 18'	8114005T	–	–	–	24	432	1160
5/4" x 4" x 18'	1" x 3-1/2" x 18'	8107005T	208	3744	3275	91	1638	1435
5/4" x 5" x 18'	1" x 4-1/2" x 18'	8107605T	160	2880	2485	70	1260	1120
5/4" x 6" x 18'	1" x 5-1/2" x 18'	8107205T	128	2304	3190	56	1008	1395
5/4" x 8" x 18'	1" x 7-1/4" x 18'	8107305T	96	1728	3160	42	756	1385
5/4" x 10" x 18'	1" x 9-1/4" x 18'	8107405T	80	1440	3330	35	630	1460
5/4" x 12" x 18'	1" x 11-1/4" x 18'	8107505T	64	1152	3250	28	504	1425
5/4" x 16" x 18'	1" x 15-1/4" x 18'	8114305T	–	–	–	24	432	1610


Select Cedar woodgrain on reverse side

\* To order full unit, add F to the end of the order number. To order half unit, add H to the end of the order number.

## Beadboard

 = Instock Items


Beadboard is used when the job calls for traditional beadboard or larger panels, and offers the right solution to make an authentic statement.



Nominal	Actual	Order Number*	FULL UNIT			HALF UNIT		
			PCS	LF	Weight lbs	PCS	LF	Weight lbs
1/2" x 4' x 8' Beadboard Panel	1/2" x 4' x 8'	8115005T	25	200	1040			
1/2" x 4' x 10' Beadboard	1/2" x 4' x 10'		25	200	1300			

## Sheets

Available in a full selection of custom and standard sizes and shapes, sheets can be used to create distinctive, one-of-a-kind exterior elements that are as beautiful as they are durable.



Sheets—Smooth/Smooth, White			FULL UNIT			HALF UNIT		
Nominal	Actual	Order Number*	PCS	LF	Weight lbs	PCS	LF	Weight lbs
3/8" x 4' x 8'	3/8" x 4' x 8'	8113205T	25	200	1045	18	144	775
3/8" x 4' x 10'	3/8" x 4' x 10'	8200405T	25	250	1095	18	180	815
3/8" x 4' x 18'	3/8" x 4' x 18'	8200305T	25	450	2025	18	324	1505
1/2" x 4' x 8'	1/2" x 4' x 8'	8113305T	25	200	1110	18	144	825
1/2" x 4' x 10'	1/2" x 4' x 10'	8200605T	25	250	1455	18	180	1080
1/2" x 4' x 18'	1/2" x 4' x 18'	8201705T	25	450	2670	18	324	1980
5/8" x 4' x 8'	5/8" x 4' x 8'	8200505T	25	200	1440	18	144	1070
5/8" x 4' x 10'	5/8" x 4' x 10'	8200905T	25	250	1815	18	180	1350
5/8" x 4' x 18'	5/8" x 4' x 18'	8200705T	25	450	3320	18	324	2465
3/4" x 4' x 8'	3/4" x 4' x 8'	8113405T	20	160	1315	15	120	1020
3/4" x 4' x 10'	3/4" x 4' x 10'	8113505T	20	200	1675	15	150	1295
3/4" x 4' x 12'	3/4" x 4' x 12'	8201405T	20	240	2120	15	180	1640
3/4" x 4' x 18'	3/4" x 4' x 18'	8201505T	21	378	3370	15	270	2480
1" x 4' x 8'	1" x 4' x 8'	8201305T	20	160	1910	12	96	1180
1" x 4' x 10'	1" x 4' x 10'	8200805T	20	200	2400	12	120	1485
1" x 4' x 12'	1" x 4' x 12'	8201605T	20	240	2890	12	144	1790

Sheets—Woodgrain/Smooth, White			FULL UNIT			HALF UNIT		
Nominal	Actual	Order Number*	PCS	LF	Weight lbs	PCS	LF	Weight lbs
3/8" x 4' x 8'	3/8" x 4' x 8'	8213205T	25	200	1045	18	144	775
5/8" x 4' x 8'	5/8" x 4' x 8'	8202505T	25	200	1440	18	144	1070
3/4" x 4' x 8'	3/4" x 4' x 8'	8213405T	20	160	1315	15	120	1020
1" x 4' x 8'	1" x 4' x 8'	8221305T	20	160	1910	12	96	1180
1" x 4' x 10'	1" x 4' x 10'	8220805T	20	200	2400	12	120	1485

## One-Piece Corner

One-piece corners add style and beauty around every corner.



One-Piece Corner—Smooth, White			FULL UNIT			HALF UNIT		
Nominal	Actual	Order Number*	PCS	LF	Weight lbs	PCS	LF	Weight lbs
5/4 x 4" x 4" x 10'	1" x 3-1/2" x 3-1/2" x 10'	8314205T	72	720	1175	36	360	590
5/4 x 6" x 6" x 10'	1" x 5-1/2" x 5-1/2" x 10'	8314705T	48	480	1305	24	240	655
5/4 x 4" x 4" x 20'	1" x 3-1/2" x 3-1/2" x 20'	8314105T	72	1440	2405	36	720	1205
5/4 x 6" x 6" x 20'	1" x 5-1/2" x 5-1/2" x 20'	8314005T	48	960	2665	24	480	1335

One-Piece Corner—Select Cedar Woodgrain, White			FULL UNIT			HALF UNIT		
Nominal	Actual	Order Number*	PCS	LF	Weight lbs	PCS	LF	Weight lbs
5/4 x 4" x 4" x 10'	1" x 3-1/2" x 3-1/2" x 10'	8314605T	72	720	1175	36	360	590
5/4 x 6" x 6" x 10'	1" x 5-1/2" x 5-1/2" x 10'	8314505T	48	480	1305	24	240	655
5/4 x 4" x 4" x 20'	1" x 3-1/2" x 3-1/2" x 20'	8314405T	72	1440	2405	36	720	1205
5/4 x 6" x 6" x 20'	1" x 5-1/2" x 5-1/2" x 20'	8314305T	48	960	2665	24	480	1335

\* To order full unit, add F to the end of the order number. To order half unit, add H to the end of the order number.

## Skirtboard

 = Instock Items

Skirtboards help improve fiber cement installation time and accuracy, while providing a beautiful finishing touch.



Reversible – smooth finish on one side, Select Cedar woodgrain on the other.

Skirtboard–Select Cedar Woodgrain/Smooth, White			FULL UNIT			HALF UNIT		
Nominal	Actual	Order Number*	PCS	LF	Weight lbs	PCS	LF	Weight lbs
1" x 6" x 12'	3/4" x 5-3/8" x 12'	8113605T	64	768	735	32	384	380
1" x 8" x 12'	3/4" x 7-1/8" x 12'	8113705T	48	576	635	24	288	330
5/4 x 6" x 12'	1" x 5-3/8" x 12'	8113805T	64	768	815	32	384	420
5/4 x 8" x 12'	1" x 7-1/8" x 12'	8113905T	48	576	765	24	288	395

### Skirtboard with DualStart® design

CertaTrim™ skirtboard is designed with identical beveled edges to set the first course and built-in drip edge at the bottom. It meets U.S. building codes requiring 6" ground clearance when installing fiber cement siding and is ideally suited for use as a transition panel between fiber cement siding styles. For ultimate style flexibility, Skirtboard panels are reversible, featuring a woodgrain finish on one side and a smooth finish on the other.

\* To order full unit, add F to the end of the order number.  
To order half unit, add H to the end of the order number.

Select Cedar woodgrain on reverse side

Trimboard

Skirtboard

Beadboard

Beadboard Panel

Sheet

## Create an exterior with real curb appeal...

From distinctive charm to timeless style, homes dressed in CertaTrim™ have curb appeal that always generates a second admiring look. With so many options in trim styles, there's no limit to what you can create. CertainTeed cellular PVC looks and feels like top-grade lumber, and it provides performance and aesthetic advantages that wood and other materials just can't match.

- ◆ Cellular PVC trim that installs like wood.
- ◆ Superior quality and excellent dimensional accuracy.
- ◆ Low-maintenance, long-lasting material.
- ◆ Ready to install white.
- ◆ Can be painted to complement with exterior colors.
- ◆ Cuts and mills with traditional woodworking tools.
- ◆ Class A (Class 1) Flame Spread Classification.
- ◆ Stays beautiful without the need for painting.
- ◆ Meets ICC and CCMC code requirements.
- ◆ 20-year limited warranty.

One-Piece Corner



**Arndt & Herman**  
BUILDING PRODUCTS

866.204.3139

[www.arndtandherman.com](http://www.arndtandherman.com)

**ASK ABOUT OUR OTHER CERTAINTEED® PRODUCTS AND SYSTEMS:**

ROOFING • SIDING • TRIM • DECKING • RAILING • FENCE  
GYPSUM • CEILINGS • INSULATION

[www.certainteed.com](http://www.certainteed.com) <http://blog.certainteed.com>

[ **Be Certain** ] Confidence worth building on.™

CertainTeed Corporation  
P.O. Box 860  
Valley Forge, PA 19482

**Professional:** 800-233-8990

**Consumer:** 800-782-8777

© 6/14 CertainTeed Corporation, Printed in U.S.A.  
Code No. CTR002

  
SAINT-GOBAIN