

Arndt & Herman[®]

BUILDING PRODUCTS



Fiberglass, Wood & PVC Columns and Accessories

SOLUTIONS

- 164 Quick Ship sizes/styles in stock
- Square non-tapered and tapered
- Fluted and raised panel styles
- Split columns caps and bases
- Craftsman style columns
- DuraStone columns
- Spun fiberglass, wood and PVC
- Lightweight pultruded fiberglass
- Round tapered and non-tapered
- Decorative capitals and attic bases
- Made-to-order options
- Load bearing or non load bearing

Jan 2014

Table of Contents

ROUND TAPERED FIBERGLASS COLUMNS

Round Tapered—Quick Ship	2-3
Round Tapered DuraStone—Quick Ship	4
Round Tapered—Made to Order	7
Specifications	8

ORNAMENTAL CAPS AND ATTIC BASES

Specifications	5
Quick Ship and Made to Order	6

ROUND NON-TAPERED FIBERGLASS COLUMNS

Quick Ship and Made to Order	9
Specifications	9

SQUARE NON-TAPERED FIBERGLASS COLUMNS

Quick Ship	10
Specifications	11

FIBERGLASS COLUMNS INSTALLATION KITS

Quick Ship and Kit Contents	12
-----------------------------	----

ROUND TAPERED WOOD COLUMNS

Quick Ship	13
Made to Order	14
Specifications	15

PRIMED WOOD PORCH POSTS

Quick Ship	16
------------	----

LIGHTWEIGHT SQUARE FIBERGLASS COLUMNS

Unfluted Columns	17
Split Columns	17

CRAFTSMAN STYLE COLUMNS—QUICK SHIP

Square Tapered Columns	18
Replacement Cap and Base Sets	18

Premium Box Columns

Square Non-Tapered Columns	19
Cap and Base Sets	19

Economy Box Columns & Pedestal Bases

Square Non-Tapered Columns	20
Replacement Cap and Base Sets	20

CRAFTSMAN STYLE COLUMNS—MADE-TO-ORDER

Square Non-Tapered Columns	21
Square Tapered Columns	21

CRAFTSMAN COMPARISON SPECIFICATIONS

Craftsman Style Specifications	22
--------------------------------	----

CRAFTSMAN INSTALLATION & WARRANTY

Installation Tips	23
-------------------	----

WARRANTY

Limited Lifetime Warranty	24
---------------------------	----

Round Tapered Fiberglass Columns - Tuscan Cap & Base Sets



Premium

Timesaver® Tuscan Cap & Base Sets	
Size	Item Number
8"	456801
10"	456101
12"	456121

For round tapered fiberglass
Includes installation hardware

Standard

Urethane Tuscan Cap & Base Sets	
Size	Item Number
8"	456801E
10"	456101E
12"	456121E

For round tapered fiberglass

Low Profile


Urethane Tuscan Cap & Base Sets	
Size	Item Number
8"	456801LP
10"	456101LP
12"	456121LP

For round tapered fiberglass

Shaft Only				Premium Tuscan Cap/Base	Urethane Tuscan Cap/Base
Nominal Size	Style	Est. Wt.	Item Number	Item Number	Item Number
Unfluted for Kneewalls and Piers					
8" x 5'8"	Short Unfluted	47 Lbs.	40858P	456801	456801E
10" x 5'8"	Short Unfluted	66 Lbs.	41058P	456101	456101E
12" x 5'8"	Short Unfluted	70 Lbs.	41258P	456121	456121E
Unfluted					
6" x 8'0"	Unfluted	48 Lbs.	40608P	456601	n/a
8" x 8'0"	Unfluted	61 Lbs.	40808P	456801	456801E
8" x 9'0"	Unfluted	66 Lbs.	40809P	456801	456801E
8" x 10'0"	Unfluted	81 Lbs.	40810P	456801	456801E
10" x 8'0"	Unfluted	84 Lbs.	41008P	456101	456101E
10" x 9'0"	Unfluted	90 Lbs.	41009P	456101	456101E
10" x 10'0"	Unfluted	92 Lbs.	41010P	456101	456101E
10" x 12'0"	Unfluted	117 Lbs.	41012P	456101	456101E
12" x 8'0"	Unfluted	93 Lbs.	41208P	456121	456121E
12" x 9'0"	Unfluted	107 Lbs.	41209P	456121	456121E
12" x 10'0"	Unfluted	117 Lbs.	41210P	456121	456121E
12" x 12'0"	Unfluted	149 Lbs.	41212P	456121	456121E
12" x 16'0"	Unfluted	273 Lbs.	41216P	456121	456121E
14" x 10'0"	Unfluted	200 Lbs.	41410P	456141	n/a
14" x 12'0"	Unfluted	240 Lbs.	41412P	456141	n/a
14" x 16'0"	Unfluted	360 Lbs.	41416P	456141	n/a
16" x 8'0"	Unfluted	188 Lbs.	41608P	456161	n/a
16" x 10'0"	Unfluted	250 Lbs.	41610P	456161	n/a
16" x 12'0"	Unfluted	311 Lbs.	41612P	456161	n/a
16" x 16'0"	Unfluted	407 Lbs.	41616P	456161	n/a
Fluted					
8" x 8'0"	Fluted	61 Lbs.	40808F	456801	456801E
8" x 9'0"	Fluted	66 Lbs.	40809F	456801	456801E
8" x 10'0"	Fluted	81 Lbs.	40810F	456801	456801E
10" x 8'0"	Fluted	84 Lbs.	41008F	456101	456101E
10" x 9'0"	Fluted	90 Lbs.	41009F	456101	456101E
10" x 10'0"	Fluted	92 Lbs.	41010F	456101	456101E
10" x 12'0"	Fluted	117 Lbs.	41012F	456101	456101E
12" x 8'0"	Fluted	93 Lbs.	41208F	456121	456121E
12" x 9'0"	Fluted	107 Lbs.	41209F	456121	456121E
12" x 10'0"	Fluted	117 Lbs.	41210F	456121	456121E
12" x 12'0"	Fluted	149 Lbs.	41212F	456121	456121E
Split Columns					
8" x 8'0"	Unfluted / Split	61 Lbs.	40808PH	456801H	
8" x 9'0"	Unfluted / Split	66 Lbs.	40809PH	456801H	
8" x 10'0"	Unfluted / Split	81 Lbs.	40810PH	456801H	
10" x 8'0"	Unfluted / Split	84 Lbs.	41008PH	456101H	
10" x 9'0"	Unfluted / Split	90 Lbs.	41009PH	456101H	
10" x 10'0"	Unfluted / Split	92 Lbs.	41010PH	456101H	
10" x 12'0"	Unfluted / Split	117 Lbs.	41012PH	456101H	
12" x 8'0"	Unfluted / Split	93 Lbs.	41208PH	456121H	
12" x 9'0"	Unfluted / Split	107 Lbs.	41209PH	456121H	
12" x 10'0"	Unfluted / Split	117 Lbs.	41210PH	456121H	
12" x 12'0"	Unfluted / Split	149 Lbs.	41212PH	456121H	
8" x 8'0"	Fluted / Split	61 Lbs.	40808FH	456801H	
8" x 9'0"	Fluted / Split	66 Lbs.	40809FH	456801H	
8" x 10'0"	Fluted / Split	81 Lbs.	40810FH	456801H	
10" x 8'0"	Fluted / Split	84 Lbs.	41008FH	456101H	
10" x 9'0"	Fluted / Split	90 Lbs.	41009FH	456101H	
10" x 10'0"	Fluted / Split	92 Lbs.	41010FH	456101H	
10" x 12'0"	Fluted / Split	117 Lbs.	41012FH	456101H	
12" x 8'0"	Fluted / Split	93 Lbs.	41208FH	456121H	
12" x 9'0"	Fluted / Split	107 Lbs.	41209FH	456121H	
12" x 10'0"	Fluted / Split	117 Lbs.	41210FH	456121H	
12" x 12'0"	Fluted / Split	149 Lbs.	41212FH	456121H	

Round Column Pallet Quantities

Size	Per Pallet
8"	25
10"	16
12"	9



QUICK SHIP – Items are available for immediate shipment. Column shafts are molded of fiberglass-reinforced polymer. Shaft height is the same as the nominal height shown. Tuscan style Arndt & Herman caps and bases are not load bearing. See page 8 for specifications. Weights are always approximate and do not include cartons or crates. Attic bases and ornamental capitals are available for a more upscale look—See page 6.

Columns

Unfluted DuraStone - Sand

Item Number	Nominal Size	Approx. Weight	Premium Cap and Base
40808PSN	8" x 8"	66	456801SN
40810PSN	8" x 10"	81	456801SN
41008PSN	10" x 8"	84	456801SN
41010PSN	10" x 10"	92	456801SN
41210PSN	10" x 12"	117	456801SN

Unfluted DuraStone - Ivory

Item Number	Nominal Size	Approx. Weight	Premium Cap and Base
40808PIV	8" x 8"	66	456801IV
40810PIV	8" x 10"	81	456801IV
41008PIV	10" x 8"	84	456801IV
41010PIV	10" x 10"	92	456801IV
41210PIV	10" x 12"	117	456801IV

Tuscan Cap and Base Sets

Premium DuraStone - Sand

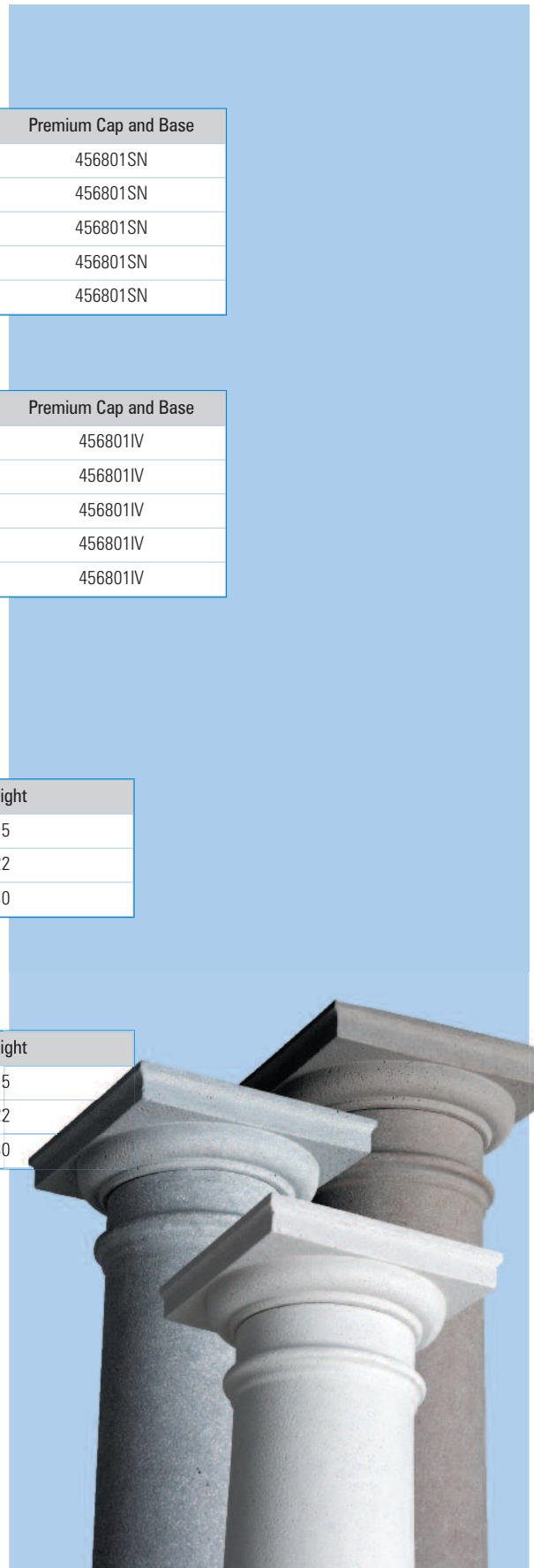
Item Number	Size	Weight
456801SN	8"	15
456101SN	10"	22
456121SN	12"	30

Premium DuraStone - Ivory

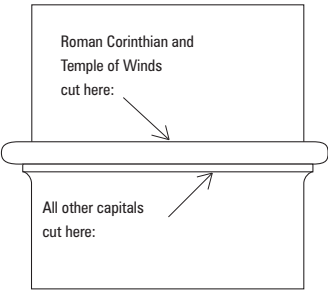
Item Number	Size	Weight
456801IV	8"	15
456101IV	10"	22
456121IV	12"	30

QUICK SHIP – Items are available for immediate shipment. Columns are maintenance-free fiberglass columns, constructed by combining marble dust with fiberglass and color, and treated with a unique patent-pending process to create a natural, rustic finish that looks and feels like real stone. Shaft height is the same as the nominal height shown including the load bearing cap. Tuscan style Arndt & Herman caps are load bearing. See page 8 for specifications. Weights are always approximate and do not include cartons or crates.

Prices and specifications subject to change without notice.



Ornamental Caps and Attic Bases - Specifications

Nominal Diameter	Nominal Height	Shaft Length	Approx. Weight	Max. Load Rating	Tuscan Capital	Erectheum Capital	Roman Ionic Capital	Scamozzi Capital	Temple of Winds Capital	Roman Corinthian Capital
Inches	Feet	Feet	Pounds	Lbs. per sq. in.	**Max Height	**Max Height	**Max Height	**Max Height	**Max Height	**Max Height
6"	6'0"	6'0"	35 Lbs.	6,000	72"	71-3/4"	70-3/4"	71"	76"	76"
6"	8'0"	8'0"	48 Lbs.	6,000	96"	95-3/4"	94-3/4"	95"	100"	100"
8"	6'0"	6'0"	47 Lbs.	10,000	72"	70-13/16"	69-15/16"	70-3/16"	75"	77-7/16"
8"	8'0"	8'0"	61 Lbs.	10,000	96"	94-13/16"	93-15/16"	94-3/16"	99"	101-7/16"
8"	9'0"	9'0"	66 Lbs.	10,000	108"	106-13/16"	105-15/16"	106-3/16"	111"	113-7/16"
8"	10'0"	10'0"	81 Lbs.	10,000	120"	118-13/16"	117-15/16"	118-3/16"	123"	125-7/16"
10"	6'0"	6'0"	66 Lbs.	12,000	72"	71-11/16"	69-9/16"	69-15/16"	76-11/16"	78-9/16"
10"	8'0"	8'0"	84 Lbs.	12,000	96"	95-11/16"	93-9/16"	93-15/16"	100-11/16"	102-9/16"
10"	9'0"	9'0"	90 Lbs.	12,000	108"	107-11/16"	105-9/16"	105-15/16"	112-11/16"	114-9/16"
10"	10'0"	10'0"	92 Lbs.	12,000	120"	119-11/16"	117-9/16"	117-15/16"	124-11/16"	126-9/16"
10"	12'0"	12'0"	117 Lbs.	12,000	144"	143-11/16"	141-9/16"	141-15/16"	148-11/16"	150-9/16"
12"	6'0"	6'0"	70 Lbs.	14,000	72"	72-1/2"	70-7/8"	71-1/8"	78-9/16"	81-3/16"
12"	8'0"	8'0"	93 Lbs.	14,000	96"	96-1/2"	94-7/8"	95-1/8"	102-9/16"	105-3/8"
12"	9'0"	9'0"	107 Lbs.	14,000	108"	108-1/2"	106-7/8"	107-1/8"	114-9/16"	117-3/8"
12"	10'0"	10'0"	117 Lbs.	14,000	120"	120-1/2"	118-7/8"	119-1/8"	126-9/16"	129-3/8"
12"	12'0"	12'0"	149 Lbs.	14,000	144"	144-1/2"	142-7/8"	143-1/8"	150-9/16"	153-3/8"
12"	16'0"	16'0"	273 Lbs.	14,000	192"	192-1/2"	190-7/8"	191-1/8"	198-9/16"	201-3/8"
14"	8'0"	8'0"	156 Lbs.	18,000	96"	94-15/16"	93-11/16"	93-11/16"	102-15/16"	106-1/16"
14"	10'0"	10'0"	200 Lbs.	18,000	120"	118-15/16"	117-11/16"	117-11/16"	126-15/16"	130-1/16"
14"	12'0"	12'0"	240 Lbs.	18,000	144"	142-15/16"	141-11/16"	141-11/16"	150-15/16"	154-1/16"
14"	14'0"	14'0"	290 Lbs.	18,000	168"	166-15/16"	165-11/16"	165-11/16"	174-15/16"	178-1/16"
14"	16'0"	16'0"	360 Lbs.	18,000	192"	190-15/16"	189-11/16"	189-11/16"	198-15/16"	202-1/16"
16"	8'0"	8'0"	188 Lbs.	20,000	96"	96-5/16"	93-9/16"	93-1/16"	104-13/16"	105-5/16"
16"	10'0"	10'0"	250 Lbs.	20,000	120"	120-5/16"	117-9/16"	117-1/16"	128-13/16"	129-5/16"
16"	12'0"	12'0"	311 Lbs.	20,000	144"	144-5/16"	141-9/16"	141-1/16"	152-13/16"	153-5/16"
16"	14'0"	14'0"	348 Lbs.	20,000	168"	168-5/16"	165-9/16"	165-1/16"	176-13/16"	177-5/16"
16"	16'0"	16'0"	407 Lbs.	20,000	192"	192-5/16"	189-9/16"	189-1/16"	200-13/16"	201-5/16"
16"	18'0"	18'0"	465 Lbs.	20,000	216"	216-5/16"	213-9/16"	213-1/16"	224-13/16"	225-5/16"
16"	20'0"	20'0"	521 Lbs.	20,000	240"	240-5/16"	237-9/16"	237-1/16"	248-13/16"	249-5/16"
18"	8'0"	8'0"	200 Lbs.	20,000	96"	97-1/8"	93-3/8"	94-3/8"	106-1/4"	109-1/8"
18"	10'0"	10'0"	325 Lbs.	20,000	120"	121-1/8"	117-3/8"	118-3/8"	130-1/4"	133-1/8"
18"	12'0"	12'0"	385 Lbs.	20,000	144"	145-1/8"	141-3/8"	142-3/8"	154-1/4"	157-1/8"
18"	14'0"	14'0"	416 Lbs.	20,000	168"	169-1/8"	165-3/8"	166-3/8"	178-1/4"	181-1/8"
18"	16'0"	16'0"	449 Lbs.	20,000	192"	193-1/8"	189-3/8"	190-3/8"	202-1/4"	205-1/8"
18"	18'0"	18'0"	56 Lbs.	20,000	216"	217-1/8"	213-3/8"	214-3/8"	226-1/4"	229-1/8"
18"	20'0"	20'0"	632 Lbs.	20,000	240"	241-1/8"	237-3/8"	238-3/8"	250-1/4"	253-1/8"
18"	22'0"	22'0"	696 Lbs.	20,000	264"	265-1/8"	261-3/8"	262-3/8"	274-1/4"	277-1/8"
18"	24'0"	24'0"	754 Lbs.	20,000	288"	289-1/8"	285-3/8"	286-3/8"	298-1/4"	301-1/8"
20"	6'0"	6'0"	228 Lbs.	20,000	72"	<p>* Maximum heights are with Tuscan or Attic Base. Tuscan caps, Tuscan bases and Attic bases install around the column shaft and do not alter the overall height of the column. Split columns are not load bearing. Please call for availability, specifications and quote by job.</p> <p>* Maximum heights shown for columns with ornamental capitals assume the column shaft is trimmed at the top for architecturally correct installation as shown here:</p> 				
20"	8'0"	8'0"	304 Lbs.	20,000	96"					
20"	10'0"	10'0"	380 Lbs.	20,000	120"					
20"	12'0"	12'0"	456 Lbs.	20,000	144"					
20"	14'0"	14'0"	463 Lbs.	20,000	168"					
20"	16'0"	16'0"	552 Lbs.	20,000	192"					
20"	18'0"	18'0"	621 Lbs.	20,000	216"					
20"	20'0"	20'0"	690 Lbs.	20,000	240"					
24"	8'0"	8'0"	436 Lbs.	20,000	96"					
24"	10'0"	10'0"	545 Lbs.	20,000	120"					
24"	12'0"	12'0"	632 Lbs.	20,000	144"					
24"	14'0"	14'0"	653 Lbs.	20,000	168"					
24"	16'0"	16'0"	722 Lbs.	20,000	192"					
24"	18'0"	18'0"	812 Lbs.	20,000	216"					
24"	20'0"	20'0"	902 Lbs.	20,000	240"					

Ornamental Caps and Attic Bases




QUICK SHIP - Highlighted items below are available for immediate shipment.

MADE TO ORDER - Items not highlighted below will be made to order and shipped on a production lead time.

For Round Tapered Fiberglass Columns only.

Call for other types of columns

Prices and specifications subject to change without notice.



Attic Bases

Size	Height	Flute Width	Item Number
8"	5-1/8"	10-7/8"	407000
10"	6-1/4"	13-1/2"	407100
12"	7-1/4"	16-1/8"	407200
14"	8-21/32"	18-1/2"	
16"	10-1/8"	21-3/16"	
18"	11-1/4"	23-15/16"	
20"	13"	27-1/16"	
24"	15-3/4"	32-1/2"	

Greek Erechtheum Capitals

Size	Height	Abacus Width	Item Number
6"	3-1/4"	6-3/4"	
8"	3-3/4"	7-3/4"	455805
10"	5-5/8"	12"	455105
12"	6-1/4"	14-1/2"	455125
14"	7"	15"	
16"	9"	17-1/2"	
18"	10-1/4"	22"	

Roman Ionic Capitals

Size	Height	Abacus Width	Item Number
6"	2-1/4"	6-1/4"	
8"	2-7/8"	7-7/8"	455801
10"	3-1/2"	10-3/8"	455101
12"	4-5/8"	12-1/4"	455121
14"	5-3/4"	16-7/8"	
16"	6-1/4"	18"	
18"	6-1/2"	21"	



Scamozzi Capitals

Size	Height	Abacus Width	Item Number
6"	2-1/2"	7-3/4"	
8"	3-1/8"	9-3/4"	455802
10"	3-7/8"	14"	455102
12"	4-7/8"	16-1/4"	455122
14"	5-3/4"	18-1/2"	
16"	5-3/4"	21-3/8"	
18"	7-1/2"	24-1/4"	
20"	7-1/4"	25-3/8"	
24"	11"	35-1/2"	

Temple of the Winds Capitals

Size	Height	Abacus Width	Item Number
6"	7"	8"	
8"	7-7/16"	10-1/8"	455803
10"	9-7/8"	13-1/2"	455103
12"	11-9/16"	16-1/4"	455123
14"	14"	21"	
16"	16-1/2"	22-1/2"	
18"	18-3/8"	25-3/4"	
20"	18-3/8"	25-3/4"	
24"	26"	30-3/4"	

Roman Corinthian Capitals

Size	Height	Abacus Width	Item Number
6"	7"	9-1/2"	
8"	9-7/8"	11-1/2"	455804
10"	11-3/4"	14-1/4"	455104
12"	14-3/8"	18-1/4"	455124
14"	17-1/8"	22-1/2"	
16"	17-5/8"	23-1/2"	
18"	21-1/4"	27-1/2"	
20"	24-3/4"	38-1/2"	
24"	27-3/4"	42"	

MADE TO ORDER – Items below will be made to order and shipped on a production lead time. Column shafts are molded of fiberglass reinforced polymer. **Shaft height is the same as the nominal height shown.** Tuscan style Arndt & Herman caps and bases are not load bearing. See Page 4 for specifications. Weights are always approximate and do not include cartons or crates. Attic bases and ornamental caps are available for an upscale look.

Prices and specifications subject to change without notice.

Shaft Only		
Nominal Size	Style	Est. Weight
6" x 6'0	Unfluted	35 Lbs.
8" x 6'0	Unfluted	47 Lbs.
10" x 6'0	Unfluted	66 Lbs.
12" x 6'0	Unfluted	70 Lbs.
12" x 16'0	Unfluted	273 Lbs.
14" x 8'0	Unfluted	156 Lbs.
14" x 14'0	Unfluted	290 Lbs.
16" x 14'0	Unfluted	348 Lbs.
16" x 18'0	Unfluted	465 Lbs.
16" x 20'0	Unfluted	521 Lbs.
18" x 8'0	Unfluted	200 Lbs.
18" x 10'0	Unfluted	325 Lbs.
18" x 12'0	Unfluted	385 Lbs.
18" x 14'0	Unfluted	416 Lbs.
18" x 16'0	Unfluted	449 Lbs.
18" x 18'0	Unfluted	566 Lbs.
18" x 20'0	Unfluted	632 Lbs.
18" x 22'0	Unfluted	696 Lbs.
18" x 24'0	Unfluted	754 Lbs.
20" x 6'0	Unfluted	228 Lbs.
20" x 8'0	Unfluted	304 Lbs.
20" x 10'0	Unfluted	380 Lbs.
20" x 12'0	Unfluted	456 Lbs.

Shaft Only		
Nominal Size	Style	Est. Weight
20" x 14'0	Unfluted	483 Lbs.
20" x 16'0	Unfluted	552 Lbs.
20" x 18'0	Unfluted	621 Lbs.
20" x 20'0	Unfluted	690 Lbs.
20" x 24'0	Unfluted	828 Lbs.
24" x 8'0	Unfluted	436 Lbs.
24" x 10'0	Unfluted	552 Lbs.
24" x 12'0	Unfluted	632 Lbs.
24" x 14'0	Unfluted	653 Lbs.
24" x 16'0	Unfluted	722 Lbs.
24" x 18'0	Unfluted	812 Lbs.
24" x 20'0	Unfluted	902 Lbs.
24" x 22'0	Unfluted	993 Lbs.
24" x 24'0	Unfluted	1,083 Lbs.



Unfluted



Fluted

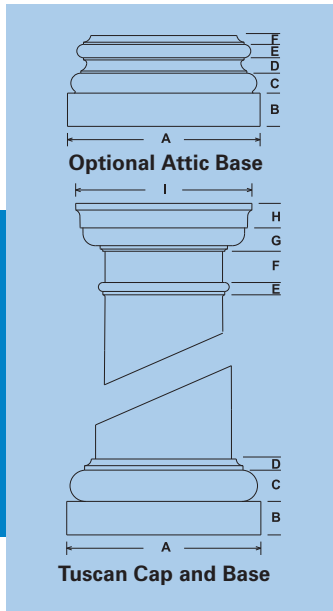
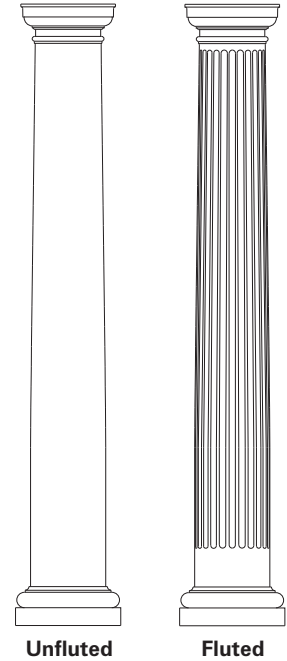
Round Tapered Fiberglass Columns - Specifications

Arndt & Herman column shafts are architecturally detailed and molded of fiberglass-reinforced polymer. Caps and bases are manufactured of low maintenance materials in Tuscan style with optional Attic bases available.

Load-bearing Data

Size	Max. Load Lbs.
6"	6,000
8"	10,000
10"	14,000
12"	18,000
14"	20,000
16"	20,000
18"	20,000
20"	20,000
24"	20,000

Split columns are not load bearing



Optional Attic Base Specifications

Shaft Size	Plinth		Base Moulding				Total
	A	B	C	D	E	F	B-F
8"	10-7/8"	1-7/8"	1-1/8"	7/8"	3/4"	1/2"	5-1/8"
10"	13-1/2"	2-3/8"	1-1/4"	1-1/8"	7/8"	5/8"	6-1/4"
12"	16-1/8"	2-3/4"	1-1/2"	1-3/8"	1"	5/8"	7-1/4"
14"	18-7/8"	3-5/16"	1-3/4"	1-21/32"	1-1/4"	11/16"	8-1/4"
16"	21-1/8"	3-3/4"	2-7/32"	1-7/8"	1-15/32"	13/16"	9-1/2"
18"	23-15/16"	4-7/32"	2-11/32"	2-1/8"	1-7/16"	1-1/8"	11-1/4"
20"	27-1/16"	4-3/4"	2-11/16"	2-3/8"	1-3/4"	1-1/2"	13"
24"	32-1/2"	5-3/4"	3-5/16"	2-13/16"	2-1/8"	1-3/4"	15-3/4"

Tuscan Round Tapered Shaft				Fluting Specs		Tuscan Base					Tuscan Cap/Shaft Profile					
Outside Diameter*		Inside Diameter**		Number of Flutes	Width of Flutes	Plinth		Base Moulding		Total	Round			Abacus		Total
Bottom	Top	Bottom	Top			A	B	C	D		E	F	G	H	I	
6"	4-3/4"	4-3/4"	3-3/4"	N/A	N/A	7-31/32"	1-1/2"	1-1/4"	15/32"	3-7/32"	1/2"	31/32"	31/32"	1-1/16"	7-1/2"	2-1/32"
8"	6-1/2"	6-3/4"	5-1/2"	24	11/16"	10-7/8"	1-7/8"	1-3/4"	5/8"	4-1/4"	1/2"	1-3/4"	1-5/16"	1-3/8"	9-7/8"	2-11/16"
10"	8-1/2"	8-3/8"	7-3/4"	24	7/8"	13-1/2"	2-3/8"	2-1/8"	3/4"	5-1/4"	3/4"	1-5/8"	1-13/16"	1-3/4"	12-5/32"	3-9/16"
12"	10"	10-3/4"	9-1/4"	24	1"	16-1/4"	2-3/4"	2-3/8"	7/8"	6"	3/4"	1-3/32"	1-29/32"	2"	14-5/8"	3-29/32"
14"	12"	11-1/2"	10-1/2"	N/A	N/A	18-19/32"	3-11/32"	2-31/32"	1"	7-5/16"	1"	2-9/32"	2-15/32"	2-5/16"	16-31/32"	4-25/32"
16"	13-1/2"	13-1/2"	12"	N/A	N/A	21-5/16"	3-27/32"	3-11/32"	1-1/8"	8-5/16"	1"	2-1/4"	2-23/32"	2-23/32"	19-3/32"	5-7/16"
18"	15"	15"	12-3/4"	N/A	N/A	24-1/32"	4-7/32"	3-31/32"	1-3/8"	9-9/16"	1"	2-1/4"	2-31/32"	2-31/32"	21-5/16"	5-15/16"
20"	17"	18"	14-7/8"	N/A	N/A	27"	4-3/4"	4-1/16"	1-3/4"	10-9/16"	1-5/16"	2-3/4"	3-1/8"	3-7/16"	24-1/4"	6-9/16"
24"	20"	22"	18"	N/A	N/A	32-1/2"	5-3/4"	5-1/4"	2-1/4"	13-1/4"	1-5/8"	4-3/4"	3-3/16"	4-1/8"	28-3/4"	7-5/16"

* Actual outside diameters for 6"-12" columns are approximately 3/8" less than shown; 14" and larger columns are 5/8" less than shown.

**Actual inside diameters may vary by 3/8".

Round Non-Tapered Fiberglass Columns - Specifications



Column shafts are molded of fiberglass-reinforced polymer. Shaft height is the same as the nominal height shown. Tuscan style Arndt & Herman caps and bases are not load bearing.

Shafts are available only in unfluted. Caps are polyurethane, bases are Poly-Marble (FRP) and fit around shaft. Weights are always approximate and do not include cartons or crates.

Prices and specifications subject to change without notice.

Load-bearing Data


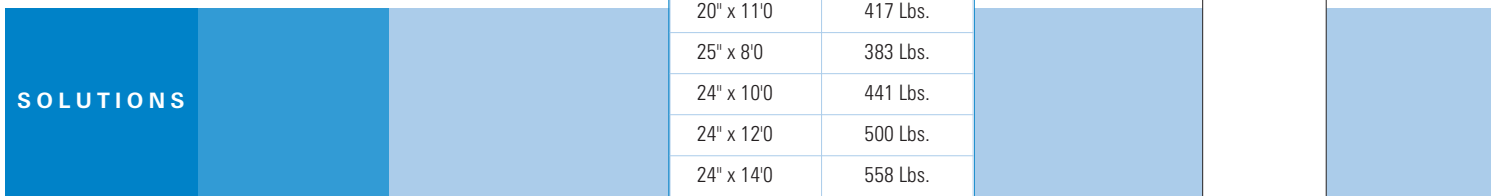
Size	Max. Load Lbs.
8"	10,000
10"	14,000
12"	18,000
14"	20,000

QUICK SHIP - Items below are in stock for immediate shipment.

Shaft Only			Cap and Base
Nominal Size	Est. Weight	Item Number	Item Number
8" x 8'0"	69 Lbs.	40808PN	456802
8" x 10'0"	86 Lbs.	40810PN	456802
10" x 8'0"	86 Lbs.	41008PN	456102
10" x 10'0"	121 Lbs.	41010PN	456102
12" x 8'0"	132 Lbs.	41208PN	456122
12" x 10'0"	164 Lbs.	41210PN	456122
12" x 12'0"	215 Lbs.	41212PN	456122

MADE TO ORDER - Items below will be made to order and shipped on a production lead time.

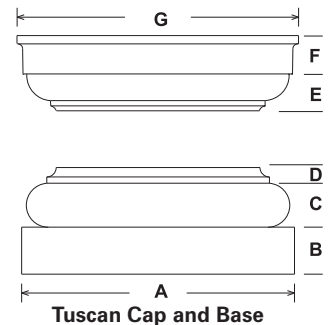
Shaft Only	
Nominal Size	Est. Weight
14" x 8'0"	190 Lbs.
14" x 10'0"	242 Lbs.
14" x 12'0"	290 Lbs.
14" x 14'0"	340 Lbs.
16" x 8'0"	268 Lbs.
16" x 10'0"	297 Lbs.
18" x 8'0"	324 Lbs.
18" x 10'0"	367 Lbs.
18" x 11'0"	389 Lbs.
20" x 8'0"	344 Lbs.
20" x 10'0"	393 Lbs.
20" x 11'0"	417 Lbs.
25" x 8'0"	383 Lbs.
24" x 10'0"	441 Lbs.
24" x 12'0"	500 Lbs.
24" x 14'0"	558 Lbs.
24" x 15'0"	587 Lbs.



Column Base		Tuscan Base				Tuscan Cap				
Nominal Outside Diameter*	Inside Diameter**	Plinth		Rounds		Total Ht.	Round	Square		Total
		A	B	C	D	B-D	E	F	G	E-F
8"	6-3/4"	10-7/8"	1-7/8"	1-3/4"	5/8"	4-1/4"	1-13/16"	1-3/4"	12-5/32"	3-9/16"
10"	8-3/8"	13-1/2"	2-3/8"	2-1/8"	3/4"	5-1/4"	1-29/32"	2"	14-5/8"	3-29/32"
12"	10-3/4"	16-1/4"	2-3/4"	2-3/8"	7/8"	6"	2-15/32"	2-5/16"	16-31/32"	4-25/32"
14"	11-1/2"	18-19/32"	3-11/32"	2-31/32"	1"	7-5/16"	2-23/32"	2-23/32"	19-3/32"	5-7/16"

* Actual outside diameters are approximately 5/16" to 1/2" less than shown.

** Actual inside diameters may vary by 3/8".



QUICK SHIP - Items below are available for immediate shipment. Column shafts are molded of fiberglass reinforced polymer. **Shaft height is the same as the nominal height shown.** Tuscan style Arndt & Herman caps and bases are not load bearing. Caps and bases are manufactured of low maintenance materials and fit around shaft. Weights are always approximate and do not include cartons or crates.

Prices and specifications are subject to change without notice.

Square Non-Tapered

Shaft Only			Tuscan Cap and Base
Nominal Size	Est. Weight	Item Number	Item Number
6" x 8'0"	53 Lbs.	40608S	456600
6" x 10'0"	65 Lbs.	40610S	456600
8" x 8'0"	95 Lbs.	40808S	456800
8" x 10'0"	112 Lbs.	40810S	456800
10" x 8'0"	108 Lbs.	41008S	456100
10" x 10'0"	137 Lbs.	41010S	456100
10" x 12'0"	170 Lbs.	41012S	456100
12" x 8'0"	141 Lbs.	41208S	456120
12" x 10'0"	171 Lbs.	41210S	456120
12" x 12'0"	201 Lbs.	41212S	456120
12" x 14'0"	131 Lbs.	41214S	456120
12" x 16'0"	261 Lbs.	41216S	456120

Square Non-Tapered Split

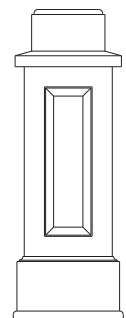
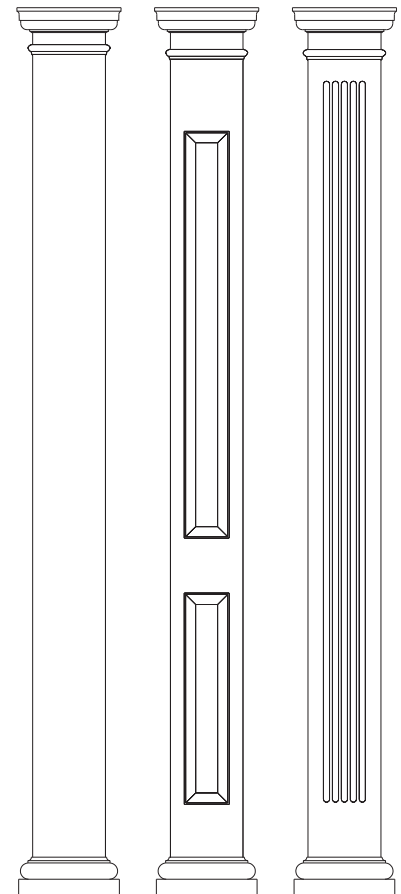
Shaft Only			Cap and Base
Nominal Size	Est. Weight	Item Number	Item Number
8" x 8'0" Split	95 Lbs.	40808SH	456800H
8" x 10'0" Split	112 Lbs.	40810SH	456800H
10" x 8'0" Split	108 Lbs.	41008SH	456100H
10" x 10'0" Split	137 Lbs.	41010SH	456100H

Square Raised Panel (Recessed Panel Made To Order—Call office)

Shaft Only			Cap and Base
Nominal Size	Est. Weight	Item Number	Item Number
8" x 8'0"	95 Lbs.	40808SR	456800
8" x 9'0"	110 Lbs.	40809SR	456800
8" x 10'0"	112 Lbs.	40810SR	456800

Square Fluted Panel

Shaft Only			Cap and Base
Nominal Size	Est. Weight	Item Number	Item Number
8" x 8'0"	95 Lbs.	40808SF	456800
8" x 9'0"	110 Lbs.	40809SF	456800
8" x 10'0"	125 Lbs.	40810SF	456800



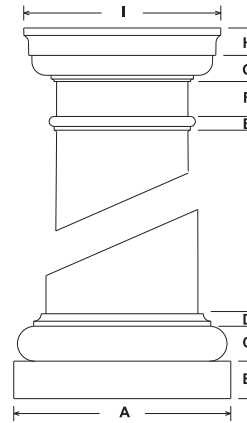
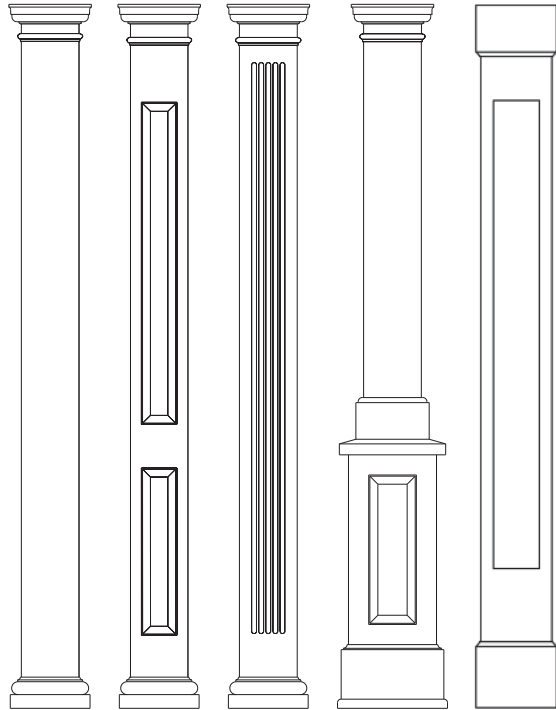
Pedestal Base

Decorative Base for 8" Square Columns		
Nominal Size	Est. Weight	Item Number
15" x 42-1/2"	142 Lbs.	40108

Square Non-Tapered Fiberglass Columns - Specifications

Arndt & Herman column shafts are architecturally detailed and are constructed of one-piece molded fiberglass-reinforced polymer. Caps and bases are manufactured of low maintenance materials in Tuscan style.

Fiberglass pedestal base for 8" square columns is 15" square at bottom, and 42-1/2" tall.



Tuscan Cap and Base

Load-bearing Data Split columns are not load bearing.

Size	Max. Load Lbs.
6"	6,000
8"	10,000
10"	14,000
12"	18,000
14"	20,000

Square Column Pallet Quantities

Size	Per Pallet
8"	8
10"	6
12"	4

Column Shaft				Tuscan Base				Tuscan Cap						
Nominal Outside Width*	Inside Width**	Flute Width	Number of Flutes	Plinth		Round		Total Ht.	Neck		Round	Abacus		Total Ht.
				A	B	C	D	B-D	E	F	G	H	I	G-H
6"	2-3/8"	N/A	N/A	8"	1-1/2"	1-1/4"	15/32"	3-7/32"	3/4"	1"	31/32"	1-1/16"	8-7/16"	2-1/32"
8"	4-3/8"	11/16"	20	10-7/8"	1-7/8"	1-3/4"	5/8"	4-1/4"	3/4"	1-5/16"	1-5/16"	1-3/8"	11-1/4"	2-11/16"
10"	7-3/16"	N/A	N/A	13-1/2"	2-3/8"	2-1/8"	3/4"	5-1/4"	3/4"	1-9/16"	1-13/16"	1-3/4"	13-7/32"	3-9/16"
12"	10-5/8"	N/A	N/A	17"	2-3/4"	2-3/8"	7/8"	6"	3/4"	1-1/8"	1-7/8"	2"	17-1/4"	3-7/8"
14"	12-1/2"	N/A	N/A	18-3/16"	3-3/8"	2-15/16"	1-1/16"	7-3/8"	1"	2-3/16"	2-15/16"	2-11/32"	18-11/16"	4-3/16"

* Actual outside widths are approximately 1/8" less than shown.

** Actual inside widths may vary by 3/8".



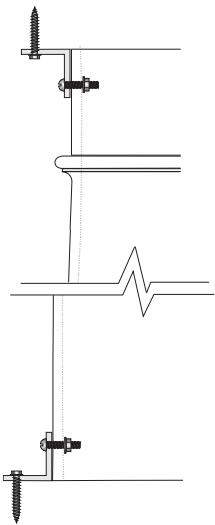

Column Installation Kit

Item Number	Kit Description	Weight/Carton
40202	PC Column Installation Kit	.7 Lbs.

Kit Contents

Quantity	Description
4	"L" bracket—ABS material
4	Bolt/nut washer set
2	Tapcon screws (bottom)
2	Wood screws (top)

One kit contains materials for columns up to 12' x 12'.
Please order two kits for larger columns.



Column Installation

Column Split Kit (Reassembly)



Item Number	Kit Description	Weight/Carton
40303	Column Split Kit (Reassembly)	2-1/2 Lbs.

Kit Contents

Quantity	Description
1	Quart can autobody filler
1	Tube creme hardener
6	44" plastic tie wraps
6	1/2" plastic spacers

All hardware and instructions included.
Packaged for retail sale.

Prices and specifications subject to change without notice.



QUICK SHIP - Items below are available for immediate shipment. See Page 15 for load-bearing capacities and additional specifications.

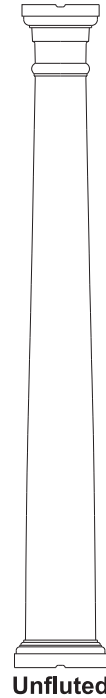
Column shafts are constructed of finger-jointed pine staves, and are surface-treated with wood preservative. Cap and base are load-bearing polyurethane. Weights are always approximate and do not include crates.

Prices and specifications subject to change without notice.

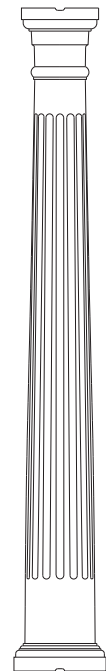
Wood Columns Height Chart 6"-12" Diameter			14"-24" Diameter	
Nominal Height	Shaft Height	Colonial Cap & Base	Shaft Height	Colonial Cap & Base
4'0"	3'7"	4'0"	N/A	N/A
6'0"	5'7"	6'0"	5'5"	6'0"
8'0"	7'7"	8'0"	7'5"	8'0"
10'0"	9'7"	10'0"	9'5"	10'0"
12'0"	11'7"	12'0"	11'5"	12'0"
14'0"	13'7"	14'0"	13'5"	14'0"
16'0"	15'7"	16'0"	15'5"	16'0"
18'0"	17'7"	18'0"	17'5"	18'0"
20'0"	19'7"	20'0"	19'5"	20'0"
22'0"	N/A	N/A	21'5"	22'0"
24'0"	N/A	N/A	23'5"	24'0"

Nominal height includes cap and base.

Shaft Only				Cap and Base
Nominal Size	Style	Est.Weight	Item Number	Item Number
6" x 8'0"	Unfluted	18 Lbs.	40608PW	456061W
6" x 8'0"	Fluted	18 Lbs.	40608FW	456061W
8" x 8'0"	Unfluted	38 Lbs.	40808PW	456081W
8" x 8'0"	Fluted	38 Lbs.	40808FW	456081W
8" x 10'0"	Unfluted	46 Lbs.	40810PW	456081W
8" x 10'0"	Fluted	46 Lbs.	40810FW	456081W
10" x 8'0"	Unfluted	49 Lbs.	41008PW	456101W
10" x 8'0"	Fluted	49 Lbs.	41008FW	456101W
10" x 10'0"	Unfluted	59 Lbs.	41010PW	456101W
10" x 10'0"	Fluted	59 Lbs.	41010FW	456101W
10" x 12'0"	Unfluted	68 Lbs.	41012PW	456101W
10" x 12'0"	Fluted	68 Lbs.	41012FW	456101W
12" x 8'0"	Unfluted	63 Lbs.	41208PW	456121W
12" x 8'0"	Fluted	63 Lbs.	41208FW	456121W
12" x 10'0"	Unfluted	69 Lbs.	41210PW	456121W
12" x 10'0"	Fluted	69 Lbs.	41210FW	456121W
12" x 12'0"	Unfluted	85 Lbs.	41212PW	456121W
12" x 12'0"	Fluted	85 Lbs.	41212FW	456121W



Unfluted



Fluted

MADE TO ORDER - Items below will be made to order and shipped on a production lead time. Column set includes Colonial style Arndt & Herman cap and base. Column shafts are constructed of finger-jointed pine staves and are surface-treated with wood preservative. Cap and base are load-bearing polyurethane. Weights are always approximate and do not include crates.

Available in many specie including: oak, maple, cherry, mahogany, alder, pine and fir. Call for details.

Prices and specifications subject to change without notice.

Shaft Only	
Nominal Size	Est. Weight
6" x 4'0	12 Lbs.
6" x 6'0	15 Lbs.
6" x 10'0	21 Lbs.
8" x 4'0	30 Lbs.
8" x 6'0	34 Lbs.
8" x 12'0	55 Lbs.
8" x 14'0	65 Lbs.
10" x 4'0	39 Lbs.
10" x 6'0	44 Lbs.
10" x 14'0	87 Lbs.
10" x 16'0	95 Lbs.
12" x 4'0	45 Lbs.
12" x 6'0	45 Lbs.
12" x 14'0	91 Lbs.
12" x 16'0	120 Lbs.
12" x 18'0	132 Lbs.
12" x 20'0	146 Lbs.
14" x 6'0	117 Lbs.
14" x 8'0	155 Lbs.
14" x 10'0	194 Lbs.
14" x 12'0	233 Lbs.
14" x 14'0	290 Lbs.
14" x 16'0	310 Lbs.
14" x 18'0	349 Lbs.
14" x 20'0	388 Lbs.
16" x 6'0	148 Lbs.
16" x 8'0	203 Lbs.
16" x 10'0	246 Lbs.
16" x 12'0	272 Lbs.
16" x 14'0	303 Lbs.
16" x 16'0	357 Lbs.
16" x 18'0	400 Lbs.
16" x 20'0	432 Lbs.

Nominal Size	Est. Weight
18" x 6'0	149 Lbs.
18" x 8'0	202 Lbs.
18" x 10'0	248 Lbs.
18" x 12'0	309 Lbs.
18" x 14'0	347 Lbs.
18" x 16'0	412 Lbs.
18" x 18'0	461 Lbs.
18" x 20'0	507 Lbs.
20" x 8'0	216 Lbs.
20" x 10'0	270 Lbs.
20" x 12'0	324 Lbs.
20" x 16'0	439 Lbs.
20" x 18'0	490 Lbs.
20" x 20'0	541 Lbs.
22" x 10'0	325 Lbs.
22" x 12'0	390 Lbs.
22" x 16'0	519 Lbs.
22" x 18'0	580 Lbs.
22" x 20'0	650 Lbs.
22" x 22'0	715 Lbs.
22" x 24'0	792 Lbs.
24" x 8'0	286 Lbs.
24" x 10'0	358 Lbs.
24" x 12'0	429 Lbs.
24" x 16'0	571 Lbs.
24" x 18'0	638 Lbs.
24" x 20'0	715 Lbs.
24" x 22'0	787 Lbs.
24" x 24'0	865 Lbs.

Round Tapered Wood Columns - Specifications

Arndt & Herman column shafts are manufactured of finger joint pine staves.
Caps and bases are manufactured of molded polyurethane.

Flute Length Specifications

On column shafts from 6" to 20", the flutes begin 9" below the cap, and end 7" above the base. On column shafts 22" and 24", the flutes begin 9" below the cap, and end 4" above the base.

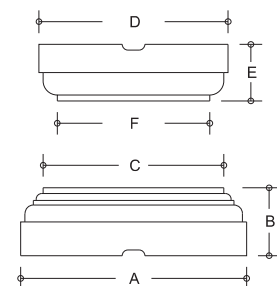
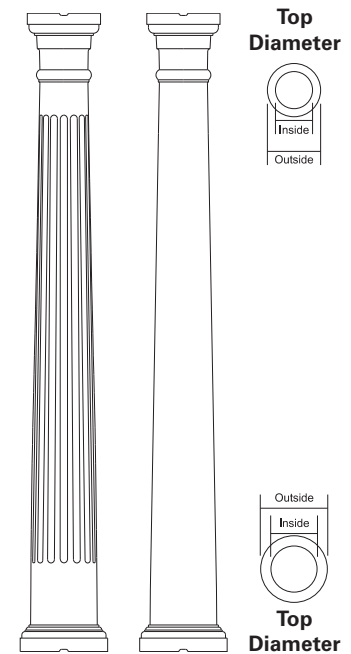
Column Shaft Specifications:

Nominal Shaft Diameter	Shaft Dimensions				Fluting Dimensions	
	Outside Diameter		Inside Diameter		Number of Flutes	Width of Flutes
	Bottom	Top	Bottom	Top		
6"	5-5/8"	4-1/4"	3"	1-3/4"	15	1/2"
8"	7-5/8"	6-1/4"	5"	3-1/2"	15	7/8"
10"	9-5/8"	8-1/4"	7-1/8"	5-1/2"	18	7/8"
12"	11-5/8"	10-1/4"	9"	7-1/2"	20	7/8"
14"	13-5/8"	11"	10-3/4"	7-3/4"	24	7/8"
16"	15-5/8"	13"	13"	10"	24	1"
18"	17-5/8"	15"	14-3/4"	12"	27	1"
20"	19-5/8"	17"	16-7/8"	14"	27	1"
22"	21-5/8"	19"	18-1/4"	15-3/4"	28	1-1/2"
24"	23-5/8"	21"	20-1/4"	17-3/4"	30	1-1/2"

Nominal Outside Diameter	Base				Cap	
	A	B	C	D	E	F
6"	8-3/16"	2-7/8"	6"	6-13/16"	2-7/16"	5"
8"	10-1/16"	2-7/8"	7-7/8"	8-7/16"	2-7/16"	6-5/8"
10"	12-1/16"	2-7/8"	9-7/8"	10-7/16"	2-7/8"	8-3/4"
12"	14-1/16"	2-7/8"	11-7/8"	12-1/16"	2-7/8"	10-1/4"
14"	16-1/2"	4-3/8"	14"	14"	4-3/8"	12"
16"	18-3/4"	4-1/2"	16-3/8"	16"	4-1/2"	13-3/4"
18"	22"	6-1/4"	18-1/2"	18-3/4"	6-1/8"	15-3/4"
20"	24"	6-1/4"	20-1/2"	20-3/4"	6-1/8"	17-5/8"
22"	25"	6-5/8"	22"	22-3/4"	6-5/8"	19-3/4"
24"	28-1/2"	6-5/8"	24"	25"	6-7/8"	21-3/4"

Load-bearing Data

Diameter	Max. Load Lbs.
6"	2,095
8"	3,258
10"	4,268
12"	5,173
14"	6,808
16"	8,618
18"	10,624
20"	11,915
22"	18,905
24"	20,974



Porch posts add charm and personality to walkways, landings, decks and porches. They are turned from finger-jointed, kiln-dried Western wood species. All turned surfaces are sanded. Porch Posts must be painted, especially top and bottom before installation.

Also available are "New Orleans style" posts and standard lamp posts.

All stock Arndt & Herman Wood Porch Posts are:

- Surface treated with wood preservative
- Fully primed to facilitate painting
- Individually shrink-wrapped for your convenience
- Load-bearing

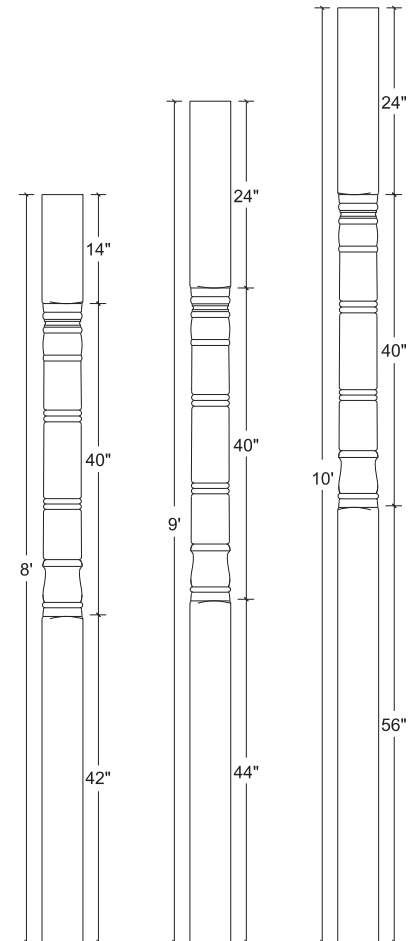
Load-bearing Data

Nominal Width	Max. Load Lbs.
4"	1,000
5"	3,000
6"	5,000

High-Impact Plinths

Recommended for all wood post installations. Plinths help prevent moisture damage to the post by keeping the post off the surface where moisture may collect. Also simplifies installation - may be used on top as well.

Nominal Width	Net Width	Item Number
4"	3-1/4"	40404
5"	4-1/4"	40505
6"	5-1/4"	40606



Item Number	Nominal Width	Height	Base Height	Carton/Pallet Quantity	Est. Weight
40408PRW	4"	8'0"	42"	90	14 Lbs.
50508PRW	5"	8'0"	42"	56	19 Lbs.
60608PRW	6"	8'0"	42"	36	27 Lbs.
50509PRW	5"	9'0"	44"	56	23 Lbs.
60609PRW	6"	9'0"	44"	36	29 Lbs.
60610PRW	6"	10'0"	56"	36	34 Lbs.

A new and innovative product – same great service and delivery

- Shafts are made of pultruded fiberglass, designed to be lightweight, load-bearing and easy to install
- Caps and bases are made from the same high-tech material pultruded into mouldings that are mitered and assembled at the factory
- Ideal for both interior and exterior use, these Tuscan-look columns can easily be trimmed to length on the jobsite
- Cap and base set includes neck moulding (installed by customer) and installation hardware (L-brackets and screws)
- Split columns are not load bearing.
- Shafts come fully boxed, cap and base sets are boxed separately
- Net size of outside diameter is approximately 3/8" less than nominal

Unfluted Columns				
Nominal Size	Style	Weight	Item Number	Load Capacity
8" X 6'	Square Non-Tapered	22	40806SLW	5,000
8" X 8'	Square Non-Tapered	29	40808SLW	5,000
8" X 9'	Square Non-Tapered	32	40809SLW	5,000
8" X 10'	Square Non-Tapered	36	40810SLW	5,000
8" X 12'	Square Non-Tapered	43	40812SLW	5,000
10" X 6'	Square Non-Tapered	27	41006SLW	6,000
10" X 8'	Square Non-Tapered	36	41008SLW	6,000
10" X 9'	Square Non-Tapered	41	41009SLW	6,000
10" X 10'	Square Non-Tapered	45	41010SLW	6,000
10" X 12'	Square Non-Tapered	54	41012SLW	6,000
8"	Cap, Base and Neck Ring 8"	4	456800LW	n/a
10"	Cap, Base and Neck Ring 10"	5	456100LW	n/a
Split Columns				
8" x 8'	Square Non-Tapered	29	40808SLWH	n/a
8" x 10'	Square Non-Tapered	36	40810SLWH	n/a
10" x 8'	Square Non-Tapered	36	41008SLWH	n/a
10" x 10'	Square Non-Tapered	45	41010SLWH	n/a
8"	Split Cap, Base, Ring Set	5	456800LWH	n/a
10"	Split Cap, Base, Ring Set	6	456100LWH	n/a



Square Tapered Craftsman Style Columns

High Quality PVC


Bottom Width / Top Width	Height	Style	Weight	Item Number	Cap and Base	Taper Ratio
12"/8"	4'6"	Plain	30	P4120846ST	Included	66%
12"/8"	5'	Plain	33	P4120850ST	Included	66%
12"/8"	6'	Plain	40	P4120860T	Included	66%
16"/10"	4'6"	Plain	40	P4161046ST	Included	63%
16"/10"	5'	Plain	43	P4161050ST	Included	63%
16"/10"	6'	Plain	52	P4161060ST	Included	63%
20"/13"	4'6"	Plain	51	P4201346ST	Included	65%
20"/13"	5'	Plain	57	P4201350ST	Included	65%
20"/13"	6'	Plain	68	P4201360ST	Included	65%

- Use with existing structural post on the job
- 5/8" wall thickness
- Premium quality
- Partially preassembled
- Also available in recessed or raised panel and other sizes
- Comes fully boxed and includes squaring blocks, installation instructions, adhesive caulk and bed mould style cap and base
- Consult local codes for load-bearing requirements
- Consult local engineers for support post specifications

Replacement Cap and Base Sets

Nominal Size	Style	Weight	Item Number	Overall Base Width
12"/8"	Plain	5	P4561208	15"
16"/10"	Plain	7	P4561610	19"
20"/13"	Plain	9	P4562013	23"

Replacement cap and base sets are available as a kit that includes both plinths, bed mould for top and bottom, squaring blocks and a tube of adhesive. Comes preassembled in two L-shaped pieces for easy installation.



Replacement Cap and Base Set



Square Non-tapered Craftsman Style Columns

High Quality PVC

Nominal Size	Style	Weight	Item Number	Cap and Base
8" x 8'	Plain	43	P40808SP	Included
8" x 9'	Plain	48	P40809SP	Included
8" x 10'	Plain	53	P40810SP	Included
10" x 8'	Plain	53	P41008SP	Included
10" x 9'	Plain	60	P41009SP	Included
10" x 10'	Plain	67	P41010SP	Included
12" x 8'	Plain	64	P41208SP	Included
12" x 9'	Plain	80	P41209SP	Included
12" x 10'	Plain	96	P41210SP	Included

8" x 9'	Raised Panel	48	P40809SR	Included
8" x 10'	Raised Panel	53	P40810SR	Included
10" x 9'	Raised Panel	60	P41009SR	Included
10" x 10'	Raised Panel	67	P41010SR	Included

- Use with existing structural post on the job
- 5/8" wall thickness
- Premium quality
- Partially preassembled
- Also available in recessed or raised panel and other sizes
- Actual width is 1/8" less than nominal
- Comes fully boxed and includes squaring blocks, installation instructions, adhesive caulk and collar-style cap and base
- Consult local codes for load bearing requirements
- Consult local engineers for support post specifications

Cap and Base Sets

Replacement Parts


Nominal Size	Style	Weight	Item Number	Footprint Size
8"	Box Collar Style	3	P456800BX	9.25"
10"	Box Collar Style	5	P456100BX	11.25"
12"	Box Collar Style	7	P456120BX	13.25"

Options

Nominal Size	Style	Weight	Item Number	Footprint Size
8"	Rams Crown	3	P456800RC	9.25"
10"	Rams Crown	5	P456100RC	11.25"
12"	Rams Crown	7	P456120RC	13.25"
8"	Tuscan	3	456800	9.25"
10"	Tuscan	5	456100	11.25"
12"	Tuscan	7	456120	13.25"



Box Collar



Rams Crown



Tuscan

Square Non-tapered Craftsman Style Columns

High Quality PVC


Nominal Size	Style	Weight	Item Number	Cap and Base
8" x 8'	Plain	58	P40808SC	Included
8" x 9'	Plain	69	P40809SC	Included
8" x 10'	Plain	72	P40810SC	Included
10" x 8'	Plain	64	P41008SC	Included
10" x 9'	Plain	76	P41009SC	Included
10" x 10'	Plain	80	P41010SC	Included
12" x 8'	Plain	70	P41208SC	Included
12" x 9'	Plain	88	P41209SC	Included
12" x 10'	Plain	106	P41210SC	Included



- Includes integral 4x4 treated post
- 3/8" wall thickness
- Fastest installation
- Unique off-center post fixes most jobsite goofs
- 10-year warranty on PVC column wrap
- Consult local codes for load-bearing requirements
- Consult local engineers for support post specifications
- Comes fully boxed with collar-style cap and base and installation instructions

Replacement Cap and Base Collars

Nominal Size	Style	Weight	Item Number
8"	Box Collar Style	3	P456800BX
10"	Box Collar Style	5	P456100BX
12"	Box Collar Style	7	P456120BX



Box Collar



Pedestal Bases

QUICK SHIP

Nominal Size	Style	For Round Column Size	Item Number	Weight
14" x 40"	Raised Panel	8" - 10"	P40108	50
16" x 40"	Raised Panel	12"	P40112	60

Our unique pedestal bases are designed for use with full height round (or square) fiberglass columns. Pedestal installs as two "L" shaped halves around existing load-bearing column. Also comes with top cover for use as a large newel post. Custom sizes available.

Note: See similar style fiberglass pedestal base on Page 10 for use with 8" square fiberglass columns.

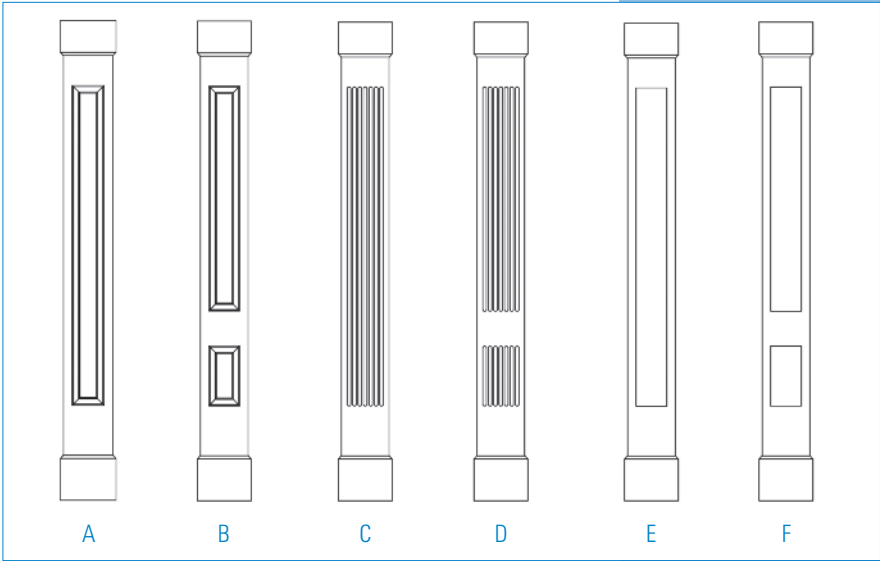
Made to Order

Arndt & Herman provides an endless assortment of made-to-order Craftsman style columns to meet special design needs. Raised panel, fluted and recessed panel styles are available in standard and non-standard sizes. Arndt & Herman customer service will be happy to help you choose the product that fits your project.

Square Non-Tapered Craftsman Style Columns

Square Non-Tapered Craftsman Style Columns	
A	Raised Panel
B	Raised Panel with Rail Break
C	Fluted
D	Fluted with Rail Break
E	Recessed Panel
F	Recessed Panel with Rail Break

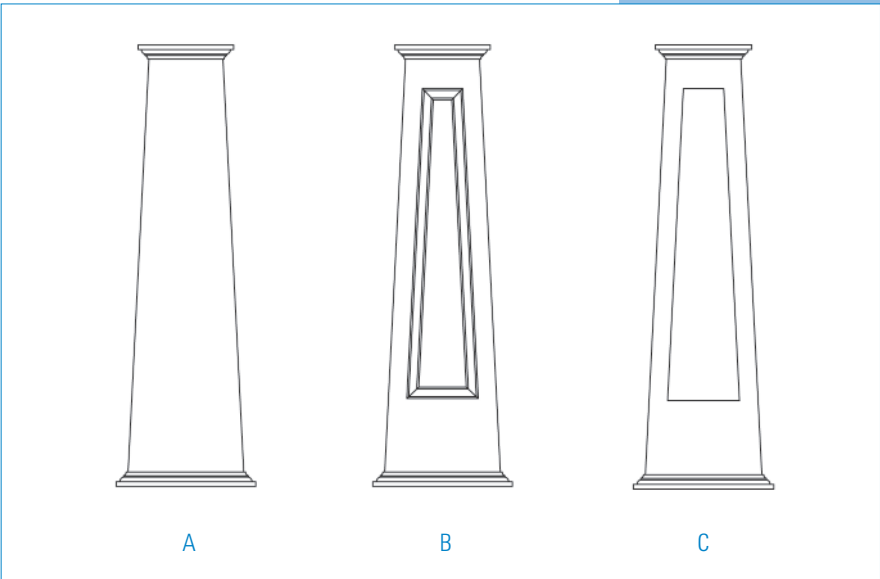
Common widths available; 6", 8", 10", 12"
Common heights available; 6', 8', 9', 10', 12'
Call for help on custom sizes. Same specifications as quick ship products.



Square Tapered Craftsman Style Columns

Square Tapered Craftsman Style Columns	
A	Plain
B	Raised Panel
C	Recessed Panel

Common widths available 12"/8", 16"/10", 20"/13"
Common heights available 4', 4.5', 5', 5.5', 6', 8'
Call for help on custom sizes. Same specifications as quick ship products.



Product Comparison Specifications

Craftsman Style Specifications

	Economy Box Column (with post)	Premium Box Column	Raised Panel Premium Box Column	Plain Tapered Box Column
PVC shaft thickness	3/8"	5/8"	5/8"	5/8"
Cap, base and squaring block thickness	5/8"	5/8"	5/8"	5/8"
Shaft length	Same as nominal size	Same as nominal size	Same as nominal size	Same as nominal size
Shaft width (outside)	1/8" less than nominal	1/8" less than nominal	1/8" less than nominal	1/8" less than nominal
Shaft width (inside)	2-1/2" less than nominal	1-1/2" less than nominal	1-1/2" less than nominal	1-1/2" less than nominal
Quick Ship widths	8", 10", 12"	8", 10", 12"	8", 10"	12/8", 16/10", 20/13"
Quick Ship heights	8', 9', 10'	8', 9', 10'	9', 10'	4'-6", 5', 6'
Custom non-standard heights and widths available	Yes	Yes	Yes	Yes
Contains time-saving internal 4x4 pressure-treated pine post	Yes	No	No	No
Shaft thickness supports screws for railing attachment	No	Yes	Yes	n/a
Has additional internal blocking for railing attachment	Yes	User supplied and installed	User supplied and installed	No
Internal squaring blocks	No	Yes	Yes	Yes
Packaging	Full-length cardboard box	Full-length cardboard box	Full-length cardboard box	Full-length cardboard box
Butt joints on shaft	No	No	No	No
Factory mitered joints on shaft	Yes	Yes	Yes	Yes
Standard cap	5/8" thick x 7" tall Box Collar Style - Fully Assembled Slider	5/8" thick x 7" tall Box Collar Style - Two-piece Design	5/8" thick x 7" tall Box Collar Style - Two-piece Design	Plinth with decorative molding in 2 preassembled "L's"
Standard base	5/8" thick x 9" tall Box Collar Style - Fully Assembled Slider	5/8" thick x 9" tall Box Collar Style - Two-piece Design	5/8" thick x 9" tall Box Collar Style - Two-piece Design	Plinth with decorative molding in 2 preassembled "L's"
Footprint size	Nominal size +1.25"	Nominal size +1.25"	Nominal size +1.25	Nominal size + 3.0"
Other cap/base styles	No	Yes	Yes	Yes
Shaft assembly	Fully glued and fastened all four mitered sides	Two "L's" of fully glued/fastened adjacent sides	Two "L's" of fully glued/fastened adjacent sides	Two "L's" of fully glued/fastened adjacent sides with nailing cleats
Adhesive/caulk	No	Includes 1 tube of Siroflex Acrylic Urethane Adhesive Caulk	Includes 1 tube of Siroflex Acrylic Urethane Adhesive Caulk	Includes 1 tube of Siroflex Acrylic Urethane Adhesive Caulk
Limited lifetime warranty on all PVC components	Yes	Yes	Yes	Yes

Installation Tips

Temperature-Related Issues:

PVC columns become more brittle in colder temperatures. When the columns become more brittle, they are more susceptible to damage. It is recommended that the columns themselves be warmed to 50° to 55° before installing. This can be accomplished by moving the columns into a heated space and allowing adequate time for the temperature of the columns to warm up. The outdoor ambient temperature can be considerably colder than 50°, but if the columns themselves can be warmed up, they can then be installed with reduced risk of damaging them in the process. If you are unable to warm the columns before installation, you should first drill pilot holes before screwing or nailing them together. Be careful when nailing the columns and try to avoid striking the column faces with a hammer.

Cutting and Fastening:

Cellular PVC can be cut easily with conventional carpentry and wood-working tools. Pneumatic finish nailers and staplers can be used to fasten cellular PVC parts together. Large pneumatic framing staplers and nailers are not suitable for fastening this material as the percussion of the drivers can fracture the PVC material. Coarse thread, galvanized or stainless steel drywall screws also are suitable for fastening cellular PVC parts together. It is suggested that pilot holes be used for screws longer than 1-5/8 inches.

Painting and Finishing:

Caulk where required using Siroflex brand sealant and adhesive provided in the kit. Putty any holes using acrylic putty or caulk. Lightly sand or scuff surface of column. Clean surface of column to remove any dirt or hand oil residue with light detergent and water, denatured alcohol, or window cleaner. Be sure to remove soap residue with clean water. Apply one coat of 100% acrylic exterior primer and one or more finish coats of 100% acrylic exterior paint.

Designing and Drawing

CAD Images

Complete CAD drawings of all our Craftsman Columns are available in the Architect Library at arndtandherman.com. Images are presented for download in .DWG and .DXF formats for use in most popular CAD programs and also printable in .PDF format.

Limited Lifetime Warranty

Arndt & Herman Building Products Columns carry a Limited Lifetime Warranty against defects in material and workmanship. A complete written copy of the warranty is available at www.arndtandherman.com.



For more information, contact
1-866-204-3139 or visit www.arndtandherman.com
Prices and specifications subject to change

ACB345D/21.01.14/3000

Arndt & Herman
BUILDING PRODUCTS®