


## Standard Mounts



Standard Railing  
Stylish Top Rail  
Wall & Swivel Mount



Standard Railing Bottom  
Rail Wall & Swivel Mount


## Posts, Caps and Bases




Stylish Top Rail Profile



Bottom Rail Profile




2-Piece Post Base



All Posts Self-Leveling



Flat Cap



2" Standard Post    2" Crossover Post




Ball Cap



Standard Railing Stylish Top  
Rail Crossover Mount

## Unlimited Color Opportunities

With seven standard colors to get you started we are also able to create any custom color you could want. Call us toll free for details 1-866-204-3139.




**AHB 101**  
Satin Black  
(Stock)



**AHB 103**  
Metallic Bronze  
(Stock)



**AHB 106**  
Fine Texture  
Black  
(Stock)



**AHB 102**  
Gloss White  
(Stock)

**AHB 111**  
Evergreen  
(Stock)

**AHB 107**  
Metallic Bronze  
Fine Texture  
(Stock)

**AHB 104**  
Gloss Beige  
(Stock)

Above samples are printed in 4 colors. Refer to Arndt & Herman swatch guides for accurate color.

**Arndt & Herman**  
BUILDING PRODUCTS



- Lifetime warranty\*
- Premium architectural grade durability
- Rails, spindles & mounts included
- Unlimited color choices
- Virtually maintenance free
- AAMA 2604-02 compliant powder coating
- Easy-to-assemble kits
- Four colors in stock

**Arndt & Herman**  
BUILDING PRODUCTS



For more information, contact 1-866-204-3139  
or visit [www.arndtandherman.com](http://www.arndtandherman.com)

Manufactured by Digger Specialties Inc.  
\*Visit website for complete warranty details  
[www.arndtandherman.com](http://www.arndtandherman.com).

ACB324C/21.01.14/3000



Series 1750 Aluminum Railings



## Features and Benefits

- Lifetime warranty\* for confidence in every piece
- A finish that will last, architectural grade AAMA 2604-02 compliant powder coating
- Unlimited color options to create a special look
- Complete railing system in a box means fewer SKU's
- Secure packaging eliminates freight damage

## Crossover Railing



(Rail goes over intermediate posts)

## Stair Rail Mounts

### Hidden Screw Mounts – Top Rail



Top Rail "Lower Post"  
32°/36° Mount



Top Rail "Upper Post"  
32°/36° Mount



Top Rail Swivel Mount (optional)



Top Rail Adjustable Crossover Mount (optional)

### Hidden Screw Mounts – Bottom Rail



Bottom Rail "Lower Post"  
32°/36° Mount



Bottom Rail "Upper Post"  
32°/36° Mount



Bottom Rail Swivel Mount (optional)

## Stair Railing



## Standard Railing



### 1750 Style and Size Specifications

Railing Heights	36" and 42"
Railing Lengths	4', 5', 6', 7' and 8'
Stair Rail Lengths	4', 5', 6', 7' and 8'
Post Dimensions	2" x 2" x 37" or 43" (standard) 2" x 2" x 47" or 53" (stair)
Spindle	3/4" x 3/4" x .053" (wall)
Spindle Spacing	3.875"
Stylish Top Rail	1-3/4" W (.090") x 1-3/8" T (.085")
Bottom Rail	1-3/4" W (.090") x 1-1/4" T (.120")

SOLUTIONS