

Arndt & Herman

BUILDING PRODUCTS®



Craftsman Style Columns

SOLUTIONS

- Complete kits
- Low maintenance PVC
- Square tapered columns
- Square non-tapered columns
- Architect library on web
- Ease of installation
- Interior or exterior use
- Quick Ship from inventory
- Made-to-Order services
- CAD drawings / shop drawings

CRAFTSMAN STYLE COLUMNS

CONTENTS

Tapered Craftsman Style Columns	3
Premium Box Columns	4
Economy Box Columns	5
Pedestal Bases	5
Made-to-Order Craftsman Columns	6
Product Comparison of Specs	7
Warranty	8



Features:

- Easy to use - come in kits
- Ideal for interior or exterior use
- Tapered and non-tapered styles
- Arndt & Herman customer service
- Unique design speeds installation
- Made of durable cellular PVC
- Quick Ship on popular styles and sizes
- Arndt & Herman warranty



Square Tapered Craftsman Style Columns

High Quality PVC
QUICK SHIP

Bottom Width / Top Width	Height	Style	Weight	Item Number	List Price	Cap and Base	Taper Ratio
12"/8"	4'6"	Plain	30	P4120846ST		Included	66%
12"/8"	5'	Plain	33	P4120850ST		Included	66%
12"/8"	6'	Plain	40	P4120860T		Included	66%
16"/10"	4'6"	Plain	40	P4161046ST		Included	63%
16"/10"	5'	Plain	43	P4161050ST		Included	63%
16"/10"	6'	Plain	52	P4161060ST		Included	63%
20"/13"	4'6"	Plain	51	P4201346ST		Included	65%
20"/13"	5'	Plain	57	P4201350ST		Included	65%
20"/13"	6'	Plain	68	P4201360ST		Included	65%


- Use with existing structural post on the job
- 5/8" wall thickness
- Premium quality
- Partially preassembled
- Also available in recessed or raised panel and other sizes
- Comes fully boxed and includes squaring blocks, installation instructions, adhesive caulk and bed mould style cap and base
- Consult local codes for load-bearing requirements
- Consult local engineers for support post specifications

Replacement Cap and Base Sets

QUICK SHIP

Nominal Size	Style	Weight	Item Number	List Price	Overall Base Width
12"/8"	Plain	5	P4561208		15"
16"/10"	Plain	7	P4561610		19"
20"/13"	Plain	9	P4562013		23"

Replacement cap and base sets are available as a kit that includes both plinths, bed mould for top and bottom, squaring blocks and a tube of adhesive. Comes preassembled in two L-shaped pieces for easy installation.



Replacement Cap and Base Set



Square Non-tapered Craftsman Style Columns

High Quality PVC
QUICK SHIP

Nominal Size	Style	Weight	Item Number	List Price	Cap and Base
8" x 8'	Plain	43	P40808SP		Included
8" x 9'	Plain	48	P40809SP		Included
8" x 10'	Plain	53	P40810SP		Included
10" x 8'	Plain	53	P41008SP		Included
10" x 9'	Plain	60	P41009SP		Included
10" x 10'	Plain	67	P41010SP		Included
12" x 8'	Plain	64	P41208SP		Included
12" x 9'	Plain	80	P41209SP		Included
12" x 10'	Plain	96	P41210SP		Included

8" x 9'	Raised Panel	48	P40809SR		Included
8" x 10'	Raised Panel	53	P40810SR		Included
10" x 9'	Raised Panel	60	P41009SR		Included
10" x 10'	Raised Panel	67	P41010SR		Included

- Use with existing structural post on the job
- 5/8" wall thickness
- Premium quality
- Partially preassembled
- Also available in recessed or raised panel and other sizes
- Actual width is 1/8" less than nominal
- Comes fully boxed and includes squaring blocks, installation instructions, adhesive caulk and collar-style cap and base
- Consult local codes for load bearing requirements
- Consult local engineers for support post specifications



Cap and Base Sets

QUICK SHIP

Replacement Parts


Nominal Size	Style	Weight	Item Number	List Price	Footprint Size
8"	Box Collar Style	3	P456800BX		9.25"
10"	Box Collar Style	5	P456100BX		11.25"
12"	Box Collar Style	7	P456120BX		13.25"

Options

Nominal Size	Style	Weight	Item Number	List Price	Footprint Size
8"	Rams Crown	3	P456800RC		9.25"
10"	Rams Crown	5	P456100RC		11.25"
12"	Rams Crown	7	P456120RC		13.25"
8"	Tuscan	3	456800		9.25"
10"	Tuscan	5	456100		11.25"
12"	Tuscan	7	456120		13.25"



Box Collar



Rams Crown



Tuscan

Square Non-tapered Craftsman Style Columns

High Quality PVC
QUICK SHIP

Nominal Size	Style	Weight	Item Number	List Price	Cap and Base
8" x 8'	Plain	58	P40808SC		Included
8" x 9'	Plain	69	P40809SC		Included
8" x 10'	Plain	72	P40810SC		Included
10" x 8'	Plain	64	P41008SC		Included
10" x 9'	Plain	76	P41009SC		Included
10" x 10'	Plain	80	P41010SC		Included
12" x 8'	Plain	70	P41208SC		Included
12" x 9'	Plain	88	P41209SC		Included
12" x 10'	Plain	106	P41210SC		Included




- Includes integral 4x4 treated post
- 3/8" wall thickness
- Fastest installation
- Unique off-center post fixes most jobsite goofs
- 10-year warranty on PVC column wrap
- Consult local codes for load-bearing requirements
- Consult local engineers for support post specifications
- Comes fully boxed with collar-style cap and base and installation instructions

Replacement Cap and Base Collars

QUICK SHIP

Nominal Size	Style	Weight	Item Number	List Price
8"	Box Collar Style	3	P456800BX	
10"	Box Collar Style	5	P456100BX	
12"	Box Collar Style	7	P456120BX	



Box Collar



Pedestal Bases

QUICK SHIP

Nominal Size	Style	For Round Column Size	Item Number	List Price	Weight
14" x 40"	Raised Panel	8" - 10"	P40108		50
16" x 40"	Raised Panel	12"	P40112		60

Our unique pedestal bases are designed for use with full height round (or square) fiberglass columns. Pedestal installs as two "L" shaped halves around existing load-bearing column. Also comes with top cover for use as a large newel post. Custom sizes available.

Made to Order

Arndt & Herman provides an endless assortment of made-to-order Craftsman style columns to meet special design needs. Raised panel, fluted and recessed panel styles are available in standard and non-standard sizes. Arndt & Herman customer service will be happy to help you choose the product that fits your project.

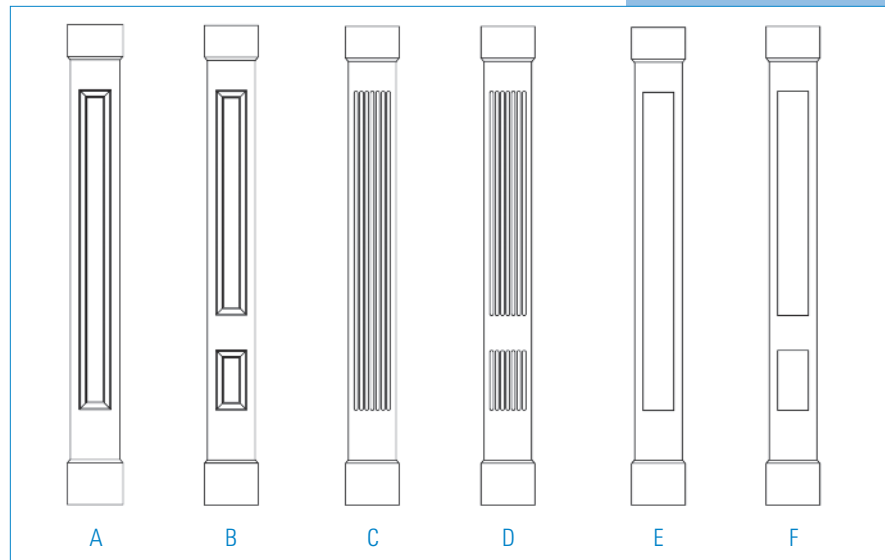
Square Non-Tapered Craftsman Style Columns

Square Non-Tapered Craftsman Style Columns	
A	Raised Panel
B	Raised Panel with Rail Break
C	Fluted
D	Fluted with Rail Break
E	Recessed Panel
F	Recessed Panel with Rail Break

Common widths available; 6", 8", 10", 12"

Common heights available; 6', 8', 9', 10', 12'

Call for help on custom sizes. Same specifications as quick ship products.



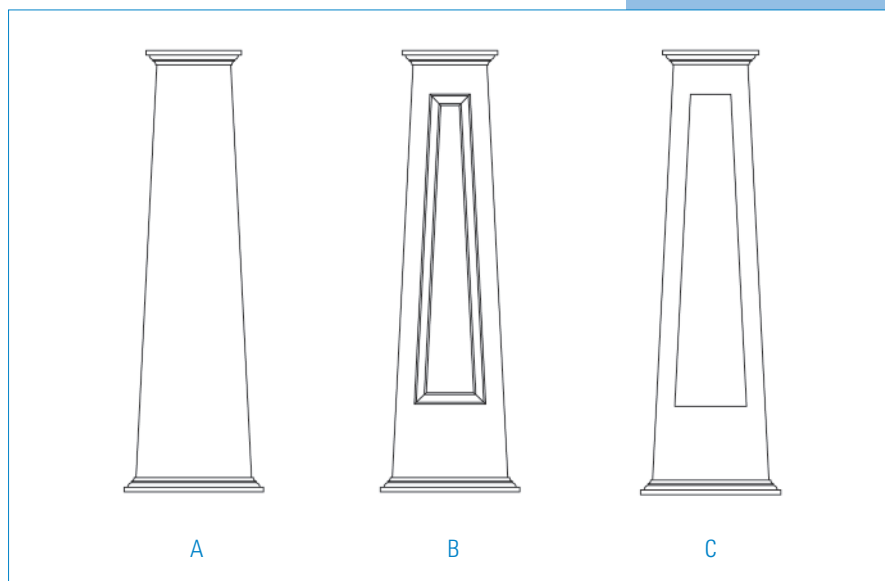
Square Tapered Craftsman Style Columns

Square Tapered Craftsman Style Columns	
A	Plain
B	Raised Panel
C	Recessed Panel

Common widths available 12"/8", 16"/10", 20"/13"

Common heights available 4', 4.5', 5', 5.5', 6', 8'

Call for help on custom sizes. Same specifications as quick ship products.



Product Comparison Specifications

Craftsman Style Specifications

	Economy Box Column (with post)	Premium Box Column	Raised Panel Premium Box Column	Plain Tapered Box Column
PVC shaft thickness	3/8"	5/8"	5/8"	5/8"
Cap, base and squaring block thickness	5/8"	5/8"	5/8"	5/8"
Shaft length	Same as nominal size	Same as nominal size	Same as nominal size	Same as nominal size
Shaft width (outside)	1/8" less than nominal	1/8" less than nominal	1/8" less than nominal	1/8" less than nominal
Shaft width (inside)	2-1/2" less than nominal	1-1/2" less than nominal	1-1/2" less than nominal	1-1/2" less than nominal
Quick Ship widths	8", 10", 12"	8", 10", 12"	8", 10"	12/8", 16/10", 20/13"
Quick Ship heights	8', 9', 10'	8', 9', 10'	9', 10'	4'-6", 5', 6'
Custom non-standard heights and widths available	Yes	Yes	Yes	Yes
Contains time-saving internal 4x4 pressure-treated pine post	Yes	No	No	No
Shaft thickness supports screws for railing attachment	No	Yes	Yes	n/a
Has additional internal blocking for railing attachment	Yes	User supplied and installed	User supplied and installed	No
Internal squaring blocks	No	Yes	Yes	Yes
Packaging	Full-length cardboard box	Full-length cardboard box	Full-length cardboard box	Full-length cardboard box
Butt joints on shaft	No	No	No	No
Factory mitered joints on shaft	Yes	Yes	Yes	Yes
Standard cap	5/8" thick x 7" tall Box Collar Style - Fully Assembled Slider	5/8" thick x 7" tall Box Collar Style - Two-piece Design	5/8" thick x 7" tall Box Collar Style - Two-piece Design	Plinth with decorative molding in 2 preassembled "L's"
Standard base	5/8" thick x 9" tall Box Collar Style - Fully Assembled Slider	5/8" thick x 9" tall Box Collar Style - Two-piece Design	5/8" thick x 9" tall Box Collar Style - Two-piece Design	Plinth with decorative molding in 2 preassembled "L's"
Footprint size	Nominal size + 1.25"	Nominal size + 1.25"	Nominal size + 1.25"	Nominal size + 3.0"
Other cap/base styles	No	Yes	Yes	Yes
Shaft assembly	Fully glued and fastened all four mitered sides	Two "L's" of fully glued/fastened adjacent sides	Two "L's" of fully glued/fastened adjacent sides	Two "L's" of fully glued/fastened adjacent sides with nailing cleats
Adhesive/caulk	No	Includes 1 tube of Siroflex Acrylic Urethane Adhesive Caulk	Includes 1 tube of Siroflex Acrylic Urethane Adhesive Caulk	Includes 1 tube of Siroflex Acrylic Urethane Adhesive Caulk
Limited lifetime warranty on all PVC components	Yes	Yes	Yes	Yes

Limited Lifetime Warranty

Arndt & Herman Building Products Craftsman Columns carry a Limited Lifetime Warranty against defects in material and workmanship. A complete written copy of the warranty is available at www.arndtandherman.com.

Installation Tips

Temperature-Related Issues:

PVC columns become more brittle in colder temperatures. When the columns become more brittle, they are more susceptible to damage. It is recommended that the columns themselves be warmed to 50° to 55° before installing. This can be accomplished by moving the columns into a heated space and allowing adequate time for the temperature of the columns to warm up. The outdoor ambient temperature can be considerably colder than 50°, but if the columns themselves can be warmed up, they can then be installed with reduced risk of damaging them in the process. If you are unable to warm the columns before installation, you should first drill pilot holes before screwing or nailing them together. Be careful when nailing the columns and try to avoid striking the column faces with a hammer.

Cutting and Fastening:

Cellular PVC can be cut easily with conventional carpentry and woodworking tools. Pneumatic finish nailers and staplers can be used to fasten cellular PVC parts together. Large pneumatic framing staplers and nailers are not suitable for fastening this material as the percussion of the drivers can fracture the PVC material. Coarse thread, galvanized or stainless steel drywall screws also are suitable for fastening cellular PVC parts together. It is suggested that pilot holes be used for screws longer than 1-5/8".

Painting and Finishing:

Caulk where required using Siroflex brand sealant and adhesive provided in the kit. Putty any holes using acrylic putty or caulk. Lightly sand or scuff surface of column. Clean surface of column to remove any dirt or hand oil residue with light detergent and water, denatured alcohol, or window cleaner. Be sure to remove soap residue with clean water. Apply one coat of 100% acrylic exterior primer and one or more finish coats of 100% acrylic exterior paint.

Designing and Drawing

CAD Images

Complete CAD drawings of all our Craftsman Columns are available in the Architect Library at arndtandherman.com. Images are presented for download in .DWG and .DXF formats for use in most popular CAD programs and also printable in .PDF format.



For more information, contact 1-866-204-3139 or visit www.arndtandherman.com

Arndt & Herman
BUILDING PRODUCTS®